

2006-07 REVIEW



ARIZONA STATE 2006-2007 HIGHLIGHTS

• Sophomore Jeff Pendergraph earned honorable mention All-Pac-10 honors after finishing second in the league in rebounding in both Pac-10 (8.9) and overall (9.1) games, and also finished second in field goal percentage (.553 in Pac-10 and .555 overall). He posted eight double-doubles and also led the team in charges drawn (19) and the Herb Sendek staff category of deflections (234). Pendergraph grabbed 19 boards at Oregon (Feb. 8) and vs. Colgate (Dec. 19), the most by a Sun Devil since Mike Batiste had 20 vs. Wagner on Nov. 19, 1997. His 9.1 rebounding mark is the second-best by a Sun Devil in 26 seasons and his 3.93 offensive rebounds in 30 games led the league.

• Squad notched a 2.88 grade point average in the fall of 2006 and raised its cumulative GPA to 2.83 at that time, its highest in six years.

• The trio of Serge Angounou (B.A., Spanish), Robby Alridge (B.A., Sociology) and Allen Morill (B.I.S., Theatre and Communications) joined seven other Sun Devil men's basketball players who have earned their degrees in the past three years.



Jeff Pendergraph led the team with 19 charges drawn last year and led the Pac-10 in offensive rebounding with 3.93 in 30 games.

• A trio of freshmen accounted for 69 starts, as Christian Polk had 26, Jerren Shipp 22 and Derek Glasser 21. They combined to average 87.3 minutes per game.

• Fourteen of ASU's final 15 games were decided by 10 points or less, including its final 10 games. ASU was in 14 games decided by five points or less (including eight in Pac-10), the most by a Sun Devil squad in 23 years. In addition, ASU led the Pac-10 in games of 10 points or less (21).

• ASU's 68-58 win over No. 22 USC was its first victory over a ranked team since March 20, 2003, when it topped No. 19 Memphis in the NCAA Tournament. It snapped a 22-game losing streak to ranked teams and was the 30th win over a ranked team in Herb Sendek's 14-year career.

• ASU finished third in Pac-10 games in scoring defense at 61.7 points per game, and the other top six teams were NCAA Tournament squads.

• ASU gave up just 61.8 points per game overall, the fourth-best mark in ASU history and the lowest since the 1949-50 squad gave up just 59.8. ASU also was fourth in Pac-10 games in field goal percentage defense (.437) and three-point field goal defense (.353).

• ASU matched its best defensive performance in Pac-10 history (522 games) and set school record for best defensive mark in a Pac-10 road game (211 contests) by beating California on March 3 (42-41) to close the regular season.

• ASU's four true freshmen averaged 92.1 minutes per game (23.0 per player), second-most in ASU history behind only the 1999-2000 squad which had six freshmen play 96.8 minutes per game. Jerren Shipp's 30 minute per game mark ended third on the ASU freshmen list, behind only Byron Scott (32.3 in 1979-80) and Ike Diogu (32.2 in 2002-03).

• Christian Polk's 64th three-pointers is eighth-best by a freshman in Pac-10 history and second only to ASU's Ron Riley, who had 66 as a freshman in 1992-93. His four 20-point games is fourth-best by a freshman in ASU history.

• Derek Glasser, elected the team's Most Improved Player, averaged 32.2 minutes in league play, the third-most by a freshman in ASU's 29-year league history. He was 16-of-32 (.500) from the three-point stripe in the final nine games.

• Coach Sendek watched three of his former assistant coaches reach the NCAA Tournament as head coaches, as Charlie Coles (Miami of Ohio), Sean Miller (Xavier) and Thad Matta (Ohio State) all coached in March Madness with Matta reaching the Final Four.

• The Sun Devils posted 23 offensive boards against Oregon State on Jan. 13, its most in a Pac-10 game since it had 24 at Washington on Jan. 11, 2001.

• Topped Colgate 52-36 on Dec. 19, the fewest points by an ASU opponent since the University of Washington at St. Louis fell to ASU 47-34 in the 1949-50 season.

• ASU started three freshmen (Derek Glasser, Jerren Shipp and Christian Polk) against Iowa on Nov. 25 for the first time since Feb. 12, 2000, when Kyle Dodd, Shawn Redhage and Tommy Smith started at Washington. It was just the second time in 15 seasons three freshmen started for ASU, although it would happen 11 times on the year.

• Jerren Shipp had 23 points and Christian Polk had 22 in the opening game against Northern Arizona on Nov. 13, marking the top two games by a Sun Devil freshman in an opener. With Polk and Shipp starting, it marked just the second time in 15 seasons two freshmen had started the opening game. Eleven freshmen have now started season openers in the past 20 seasons (1987-88 to 2006-07) and four times in that span a pair of freshmen have started.

• The Nov. 13, 2006, opening game against Northern Arizona matched the second-earliest starting date in school history, topped only by the Nov. 10, 2000, game against Tulsa in the NABC Classic held in Raleigh.

2006-2007 STATISTICS/RESULTS



2006-2007 ARIZONA STATE SUN DEVIL STATISTICS 8-22 OVERALL/2-16 (10TH) IN PAC-10/7-11 HOME/1-10 AWAY/0-1 NEUTRAL

| | G-GS | Min-Avg | FG-A | Pct | FG3-A | Pct | FT-A | Pct | Rb-Avg | F-D | Ast | To | Bk | St | Pts-Avg |
|------------------------|--------|-----------|-----------|------|-----------|-------|----------|------|----------|--------|-----|-----|----|------|-----------|
| JEFF PENDERGRAPH (SO.) | | | | | | | | | | | | | | | |
| 05-06 | 27-22 | 688-25.5 | 115-23.3 | .494 | 0-2 | .000 | 65-89 | .730 | 165-6.1 | 93-5 | 15 | 52 | 23 | 12 | 295-10.9 |
| 06-07 | 30-29 | 1007-33.6 | 145-26.3 | .551 | 0-5 | .000 | 73-100 | .730 | 272-7.7 | 104-5 | 26 | 70 | 22 | 18 | 363-12.1 |
| Career | 57-51 | 1695-29.7 | 260-49.6 | .524 | 0-7 | .000 | 138-189 | .730 | 437-7.7 | 197-9 | 41 | 122 | 45 | 30 | 658-11.5 |
| CHRISTIAN POLK (FR.) | | | | | | | | | | | | | | | |
| 06-07 | 30-26 | 883-29.4 | 131-35.9 | .365 | 64-20.3 | .315 | 34-43 | .791 | 63-2.1 | 83-2 | 56 | 79 | 7 | 25 | 360-12.0 |
| JERREN SHIPP (FR.) | | | | | | | | | | | | | | | |
| 06-07 | 30-22 | 901-30.0 | 82-20.8 | .394 | 36-10.7 | .336 | 29-47 | .617 | 98-3.3 | 61-1 | 45 | 47 | 4 | 30 | 229-7.6 |
| ANTWI ATUAHENE (JR.) | | | | | | | | | | | | | | | |
| 05-06 | 28-14 | 719-25.7 | 72-16.3 | .442 | 3-12 | .250 | 51-85 | .600 | 102-3.6 | 80-7 | 108 | 83 | 5 | 25 | 198-7.1 |
| 06-07 | 30-17 | 789-26.3 | 75-16.9 | .444 | 8-30 | .267 | 49-87 | .563 | 111-3.7 | 75-4 | 86 | 60 | 3 | 27 | 207-6.9 |
| Career | 58-31 | 1508-26.0 | 147-33.2 | .443 | 11-42 | .262 | 100-172 | .581 | 213-3.7 | 155-11 | 194 | 143 | 8 | 52 | 405-7.0 |
| SERGE ANGOUNOU (SR.) | | | | | | | | | | | | | | | |
| 03-04 | 15-7 | 238-15.9 | 24-5.8 | .414 | 3-12 | .250 | 6-7 | .857 | 39-2.6 | 30-2 | 17 | 8 | 2 | 4 | 57-3.8 |
| 04-05 | 32-32 | 831-26.0 | 113-25.0 | .452 | 3-18 | .167 | 30-49 | .612 | 209-6.5 | 90-1 | 27 | 38 | 12 | 31 | 259-8.1 |
| 05-06 | 26-26 | 651-25.0 | 73-16.5 | .442 | 0-3 | .000 | 44-59 | .746 | 133-5.1 | 62-0 | 28 | 47 | 9 | 20 | 190-7.3 |
| 06-07 | 30-18 | 751-25.0 | 72-18.1 | .398 | 38-10.5 | .362 | 22-34 | .647 | 190-6.3 | 74-2 | 30 | 49 | 12 | 28 | 204-6.8 |
| Career | 103-83 | 2471-24.0 | 282-65.4 | .431 | 44-13.8 | .319 | 102-149 | .685 | 571-5.5 | 256-5 | 102 | 142 | 35 | 83 | 710-6.9 |
| DEREK GLASSER (FR.) | | | | | | | | | | | | | | | |
| 06-07 | 30-21 | 836-27.9 | 60-17.4 | .345 | 34-10.1 | .337 | 35-45 | .778 | 60-2.0 | 56-1 | 97 | 59 | 0 | 27 | 189-6.3 |
| ALLEN MORILL (SR.) | | | | | | | | | | | | | | | |
| 03-04 | 25-8 | 318-12.7 | 21-5.1 | .412 | 0-0 | .000 | 25-37 | .676 | 56-2.2 | 42-2 | 12 | 27 | 5 | 10 | 67-2.7 |
| 04-05 | 25-0 | 261-10.4 | 30-6.5 | .462 | 0-0 | .000 | 14-32 | .438 | 57-2.3 | 30-1 | 12 | 21 | 3 | 10 | 74-3.0 |
| 05-06 | 7-2 | 110-15.7 | 9-2.6 | .346 | 0-0 | .000 | 14-21 | .667 | 25-3.6 | 12-1 | 2 | 13 | 0 | 3 | 32-4.6 |
| 06-07 | 29-12 | 476-16.4 | 40-10.0 | .400 | 6-25 | .240 | 37-65 | .569 | 77-2.7 | 38-0 | 35 | 29 | 1 | 12 | 123-4.2 |
| Career | 86-22 | 1165-13.5 | 100-24.2 | .413 | 6-25 | .240 | 90-155 | .581 | 215-2.5 | 122-4 | 61 | 90 | 9 | 35 | 296-3.4 |
| SYLVESTER SEAY (SO.) | | | | | | | | | | | | | | | |
| 05-06 | 26-11 | 295-11.3 | 47-10.9 | .431 | 17-4.9 | .347 | 10-21 | .476 | 51-2.0 | 48-3 | 13 | 23 | 13 | 10 | 121-4.7 |
| 06-07 | 12-1 | 112-9.3 | 16-4.7 | .340 | 4-24 | .167 | 4-6 | .667 | 22-1.8 | 13-0 | 7 | 12 | 6 | 9 | 40-3.3 |
| Career | 38-12 | 407-10.7 | 63-15.6 | .404 | 21-7.3 | .388 | 14-27 | .519 | 73-1.9 | 61-3 | 20 | 35 | 19 | 19 | 161-4.2 |
| BRUNO CLAUDINO (SR.) | | | | | | | | | | | | | | | |
| 05-06 | 22-0 | 186-8.5 | 14-4.3 | .326 | 0-0 | .000 | 11-14 | .786 | 28-1.3 | 26-0 | 4 | 17 | 7 | 2 | 39-1.8 |
| 06-07 | 9-1 | 45-5.0 | 2-1.0 | .200 | 0-0 | .000 | 4-6 | .667 | 9-1.0 | 5-0 | 1 | 7 | 2 | 0 | 8-0.9 |
| Career | 21-1 | 231-7.5 | 16-5.3 | .302 | 0-0 | .000 | 15-20 | .750 | 37-1.2 | 31-0 | 5 | 24 | 9 | 2 | 47-1.5 |
| STEVE JONES (SO.) | | | | | | | | | | | | | | | |
| 06-07 | 27-2 | 152-5.6 | 7-1.7 | .412 | 6-1.5 | .400 | 3-8 | .375 | 11-0.4 | 14-1 | 7 | 1 | 0 | 2 | 23-0.9 |
| GEORGE ODUFUWA (FR.) | | | | | | | | | | | | | | | |
| 06-07 | 13-0 | 62-4.8 | 3-6 | .500 | 0-0 | .000 | 3-5 | .600 | 10-0.8 | 12-0 | 1 | 7 | 3 | 2 | 9-0.7 |
| ROBBY ALRIDGE (SO.) | | | | | | | | | | | | | | | |
| 04-05 | 4-0 | 12-3.0 | 1-5 | .200 | 0-3 | .000 | 1-2 | .500 | 3-0.8 | 2-0 | 1 | 2 | 0 | 0 | 3-0.8 |
| 05-06 | 10-0 | 22-2.2 | 1-6 | .167 | 1-1 | 100.0 | 0-0 | .000 | 1-0.1 | 6-0 | 0 | 1 | 0 | 0 | 3-0.3 |
| 06-07 | 5-1 | 11-2.2 | 0-0 | .000 | 0-0 | .000 | 0-1 | .000 | 1-0.2 | 1-0 | 1 | 4 | 0 | 1 | 0-0.0 |
| Career | 19-1 | 45-2.4 | 2-11 | .182 | 1-4 | .250 | 1-3 | .333 | 5-0.3 | 9-0 | 2 | 7 | 0 | 1 | 6-0.3 |
| Team | 30 | | | | | | | | 51-1.7 | 2- | | | 10 | | |
| ASU | 30 | | 633-15.34 | .413 | 196-61.5 | .319 | 293-44.7 | .655 | 975-32.5 | 538-16 | 392 | 434 | 60 | 181 | 1755-58.5 |
| Opp. | 30 | | 630-14.46 | .436 | 185-54.0 | .343 | 408-58.8 | .694 | 917-30.6 | 481-10 | 393 | 415 | 79 | 206 | 1853-61.8 |
| REBOUND AVERAGE | | | Offensive | | Defensive | | Total | | | | | | | Avg. | |
| Jeff Pendergraph | | | 118 | | 154 | | 272 | | | | | | | 9.1 | |
| Serge Angounou | | | 75 | | 115 | | 190 | | | | | | | 6.3 | |
| Antwi Atuahene | | | 42 | | 69 | | 111 | | | | | | | 3.7 | |
| ASU | | | 366 | | 620 | | 975 | | | | | | | 32.5 | |
| Opponents | | | 292 | | 625 | | 917 | | | | | | | 30.6 | |

Team Leaders

Steals per game: Jerren Shipp (30/1.00)

Assists per game: Derek Glasser (97/3.2)

Blocks per game: Jeff Pendergraph (22/0.7)

| Date | Record | ASU | Opp | Opponent | Margin | Top Scorer | Top Rebounder | Top Assist | Attend |
|-------|-----------|-----|-----|-------------------------|--------|------------------|-------------------|--------------------|--------|
| 11/13 | 0-1 | 71 | 75 | NORTHERN ARIZONA ! | -4 | Shipp-23 | Atuahene/Shipp-7 | Atuahene-4 | 10,267 |
| 11/15 | 1-1 | 69 | 52 | CS SAN BERNARDINO ! | 17 | Jones-12 | Angounou-9 | Atuahene-5 | 6,033 |
| 11/18 | 1-2 | 67 | 71 | PORTLAND ST. | -4 | Pendergraph-21 | Pendergraph-13 | Atuahene-8 | 4,751 |
| 11/21 | 2-2 | 64 | 52 | SAN JOSE ST. | 12 | Polk-14 | Pendergraph-12 | Glasser-6 | 4,989 |
| 11/25 | 3-2 | 67 | 64 | IOWA | 3 | Polk-20 | Angounou-12 | Glasser-7 | 10,115 |
| 11/28 | 4-2 | 66 | 51 | NO. COLORADO | 15 | Polk-22 | Angounou-13 | Atuahene-4 | 4,836 |
| 12/2 | 4-3 | 63 | 66 | Minnesota | -3 | Pendergraph-19 | Pendergraph-11 | Atuahene-5 | 10,198 |
| 12/16 | 4-4 | 58 | 76 | Xavier | -18 | Angounou-23 | Angounou-7 | Atuahene-7 | 9,592 |
| 12/19 | 5-4 | 52 | 36 | COLGATE | 16 | Angounou-14 | Pendergraph-19 | Pendergraph/Polk-3 | 3,987 |
| 12/21 | 6-4 | 71 | 66 | NORTH CAROLINA A&T & | 5 | Atuahene-18 | Atuah/Pender-11 | Angounou-4 | 4,331 |
| 12/22 | 6-5 | 70 | 75 | DAVIDSON & | -5 | Pender/Angou-17 | Pender/Angou-12 | Glasser-5 | 4,113 |
| 12/28 | 6-6/0-1 | 60 | 71 | STANFORD \$ | -11 | Pendergraph-17 | Pendergraph-11 | Glasser-5 | 7,656 |
| 12/30 | 6-7/0-2 | 62 | 66 | CALIFORNIA \$ (OT) | -4 | Atuahene/Polk-14 | Angounou-12 | Pender/Polk-4 | 6,905 |
| 1/4 | 6-8/0-3 | 55 | 75 | Washington State \$ | -20 | Pendergraph-16 | Pendergraph-7 | Polk-4 | 2,504 |
| 1/6 | 6-9/0-4 | 53 | 64 | #24 Washington \$ | -11 | Pendergraph-18 | Pendergraph-8 | Glasser-4 | 10,000 |
| 1/11 | 6-10/0-5 | 55 | 60 | #15 OREGON \$ | -5 | Pendergraph-18 | Pendergraph-9 | Glasser-5 | 6,288 |
| 1/13 | 6-11/0-6 | 59 | 67 | OREGON STATE \$ | -8 | Pendergraph-19 | Angounou-12 | Glasser-5 | 6,008 |
| 1/18 | 6-12/0-7 | 50 | 60 | #3 UCLA \$ | -10 | Polk-16 | Morill-7 | Glasser-7 | 10,188 |
| 1/20 | 6-13/0-8 | 49 | 58 | Usc \$ | -9 | Pendergraph-13 | Pendergraph-9 | Glasser-4 | 5,824 |
| 1/24 | 6-14/0-9 | 47 | 71 | #17 Arizona \$ | -24 | Polk-11 | Pender/Angou-6 | Glasser-5 | 14,572 |
| 2/1 | 6-15/0-10 | 61 | 66 | WASHINGTON \$ | -5 | Polk-18 | Pendergraph-8 | Atuahene/Morill-3 | 7,164 |
| 2/3 | 6-16/0-11 | 47 | 48 | #18 WASHINGTON STATE \$ | -1 | Pendergraph-18 | Pendergraph-9 | Atuahene/Morill-3 | 9,240 |
| 2/8 | 6-17/0-12 | 51 | 55 | #13 Oregon \$ | -4 | Glasser-17 | Pendergraph-19 | Three players-2 | 8,868 |
| 2/10 | 6-18/0-13 | 55 | 59 | Oregon State \$ | -4 | Polk-12 | Pendergraph-12 | Atuahene-5 | 5,883 |
| 2/15 | 6-19/0-14 | 61 | 67 | #5 UCLA \$ | -6 | Pendergraph-14 | Morill/Atuahene-6 | Glasser-6 | 8,071 |
| 2/18 | 7-19/1-14 | 68 | 58 | #22 USC \$ | 10 | Pend./Glasser-14 | Pendergraph-15 | Shipp-3 | 6,758 |
| 2/25 | 7-20/1-15 | 58 | 61 | ARIZONA \$ | -3 | Polk-18 | Angounou-11 | Glasser-6 | 13,244 |
| 3/1 | 7-21/1-16 | 53 | 63 | Stanford \$ | -10 | Pendergraph-15 | Pendergraph-7 | Atuahene-4 | 7,502 |
| 3/3 | 8-21/2-16 | 42 | 41 | California \$ | 1 | Shipp-11 | Pendergraph-6 | Polk/Atuahene-3 | 7,951 |
| 3/7 | 8-22 | 51 | 59 | Washington * | -8 | Shipp-13 | Pendergraph-7 | Atuahene-4 | 15,119 |

CAPS DENOTES ASU HOME GAMES

Ranking is Associated Press the week of the game for the opponent.

! — ASU Hispanic College Fund Classic

& — Sleep America ASU Holiday Classic

* — Pac-10 Tournament at Los Angeles (Staples Center)

\$ — Pac-10 game

30-Point Games: None

20-Point Games: Polk (4), Pendergraph (1), Shipp (1), Angounou (1)

10-Rebound Games: Pendergraph (11), Angounou (7), Atuahene (2)

10-Assist Games: None

40-minute games: Atuahene vs. North Carolina A&T; Angounou (44/OT) vs. California; Pendergraph at Oregon State

Double-Doubles (points/rebounds): Pendergraph (8), Angounou (4), Atuahene (1)

Double-Doubles (points/assists): None

Leading Scorer (includes shared): Pendergraph (13), Polk (9), Angounou (3), Shipp (3), Atuahene (2), Glasser (2), Jones (1)

Leading Rebounder (includes shared): Pendergraph (20), Angounou (9), Atuahene (2), Morill (2), Shipp (1)

Leading Assist (includes shared): Glasser (13), Atuahene (13), Polk (5), Pendergraph (2), Morill (2), Angounou (1), Shipp (1)

Close-game Record (games decided by six points or less and/or OT games): 3-12

Three-Points or Less Margin: 2-3

Longest Losing Streak: 15 (Dec. 22-Feb. 15)

Longest Winning Streak: 3 (Nov. 21-28)

Starting Lineups: 10



PAC-10 CAREER STATISTICS

PACIFIC-10 CONFERENCE REGULAR SEASON CUMULATIVE STATISTICS 2006-2007 RECORD: 2-16 (10TH) IN PAC-10/1-8 HOME/1-8 AWAY

| | G-GS | Min-Avg | FG-A | Pct | FG3-A | Pct | FT-A | Pct | Rb-Avg | F-D | Ast | To | Bk | St | Pts-Avg |
|------------------------|--|-----------|---------|------|---------|------|---------|------|----------|-------|-----|-----|----|-----|-----------|
| JEFF PENDERGRAPH (SO.) | | | | | | | | | | | | | | | |
| 05-06 | 18-18 | 515-28.6 | 87-169 | .515 | 0-0 | .000 | 41-57 | .719 | 119-6.6 | 62-4 | 10 | 39 | 12 | 9 | 215-11.9 |
| 06-07 | 18-17 | 639-35.5 | 89-161 | .553 | 0-2 | .000 | 48-63 | .762 | 160-8.9 | 64-3 | 14 | 39 | 13 | 6 | 226-12.6 |
| Career | 36-35 | 1154-32.1 | 176-330 | .533 | 0-2 | .000 | 89-120 | .742 | 279-7.8 | 126-7 | 24 | 78 | 25 | 15 | 441-12.3 |
| CHRISTIAN POLK (FR.) | | | | | | | | | | | | | | | |
| 06-07 | 18-16 | 544-30.2 | 70-198 | .354 | 37-116 | .319 | 19-22 | .864 | 35-1.9 | 44-0 | 29 | 46 | 3 | 13 | 196-10.9 |
| DEREK GLASSER (FR.) | | | | | | | | | | | | | | | |
| 06-07 | 18-18 | 580-32.2 | 46-127 | .362 | 24-73 | .329 | 28-36 | .778 | 36-2.0 | 37-0 | 61 | 36 | 0 | 21 | 144-8.0 |
| JERREN SHIPP (FR.) | | | | | | | | | | | | | | | |
| 06-07 | 18-10 | 528-29.3 | 43-118 | .364 | 20-60 | .333 | 16-24 | .667 | 55-3.1 | 32-1 | 26 | 29 | 0 | 19 | 122-6.8 |
| ANTWI ATUAHENE (JR.) | | | | | | | | | | | | | | | |
| 05-06 | 18-12 | 512-28.4 | 46-116 | .397 | 2-10 | .200 | 38-64 | .594 | 66-3.7 | 55-5 | 79 | 54 | 2 | 16 | 132-7.3 |
| 06-07 | 18-7 | 445-24.7 | 40-101 | .396 | 5-18 | .278 | 19-30 | .633 | 62-3.4 | 49-3 | 37 | 30 | 0 | 14 | 104-5.8 |
| Career | 36-19 | 957-26.6 | 86-217 | .396 | 7-28 | .250 | 57-94 | .606 | 128-3.6 | 104-8 | 116 | 84 | 2 | 30 | 236-6.6 |
| ALLEN MORILL (SR.) | | | | | | | | | | | | | | | |
| 03-04 | 16-6 | 194-12.1 | 12-26 | .462 | 0-0 | .000 | 8-14 | .571 | 27-1.7 | 23-1 | 3 | 17 | 2 | 5 | 32-2.0 |
| 04-05 | 14-0 | 147-10.5 | 16-34 | .471 | 0-0 | .000 | 6-14 | .429 | 35-2.5 | 18-0 | 7 | 12 | 1 | 5 | 38-2.7 |
| 05-06 | —MISSED PAC-10 SEASON DUE TO INJURED KNEE— | | | | | | | | | | | | | | |
| 06-07 | 18-11 | 378-21.0 | 35-83 | .422 | 6-21 | .286 | 25-45 | .556 | 62-3.4 | 31-0 | 30 | 23 | 1 | 11 | 101-5.6 |
| Career | 48-17 | 719-15.0 | 63-143 | .441 | 6-21 | .286 | 39-73 | .534 | 124-2.6 | 72-1 | 40 | 52 | 4 | 21 | 171-3.6 |
| SERGE ANGOUNOU (SR.) | | | | | | | | | | | | | | | |
| 03-04 | 15-7 | 238-15.9 | 24-58 | .414 | 3-12 | .250 | 6-7 | .857 | 39-2.6 | 30-2 | 17 | 8 | 2 | 4 | 57-3.8 |
| 04-05 | 18-18 | 491-27.3 | 66-146 | .452 | 2-10 | .200 | 18-25 | .720 | 122-6.8 | 56-0 | 14 | 19 | 3 | 19 | 152-8.4 |
| 05-06 | 18-18 | 472-26.2 | 55-114 | .482 | 0-2 | .000 | 23-35 | .657 | 96-5.3 | 47-0 | 18 | 31 | 4 | 10 | 133.7.4 |
| 06-07 | 18-8 | 412-22.9 | 26-81 | .321 | 16-55 | .291 | 9-16 | .563 | 94-5.2 | 45-1 | 10 | 27 | 5 | 11 | 77-4.3 |
| Career | 69-51 | 1613-23.4 | 171-399 | .429 | 21-79 | .266 | 56-83 | .675 | 351-5.1 | 178-3 | 59 | 85 | 14 | 44 | 419-6.1 |
| SYLVESTER SEAY (FR.) | | | | | | | | | | | | | | | |
| 05-06 | 18-11 | 255-14.2 | 41-94 | .436 | 13-43 | .302 | 9-16 | .563 | 39-2.2 | 41-2 | 13 | 19 | 10 | 8 | 104-5.8 |
| 06-07 | 3-0 | 13-4.3 | 4-9 | .444 | 0-2 | .000 | 0-0 | .000 | 2-0.7 | 1-0 | 1 | 1 | 1 | 2 | 8-2.7 |
| Career | 21-11 | 268-12.8 | 45-103 | .437 | 13-45 | .289 | 9-16 | .563 | 41-2.0 | 42-2 | 14 | 20 | 11 | 10 | 112-5.3 |
| GEORGE ODUFUWA (FR.) | | | | | | | | | | | | | | | |
| 06-07 | 4-0 | 17-4.3 | 2-3 | .667 | 0-0 | .000 | 1-2 | .50 | 5-1.3 | 1-0 | 0 | 1 | 0 | 0 | 5-1.3 |
| STEVE JONES (FR.) | | | | | | | | | | | | | | | |
| 06-07 | 16-1 | 64-4.0 | 1-5 | .200 | 1-4 | .250 | 0-0 | .000 | 5-0.3 | 0-0 | 2 | 0 | 0 | 1 | 3-0.2 |
| BRUNO CLAUDINO (SR.) | | | | | | | | | | | | | | | |
| 05-06 | 13-0 | 103-7.9 | 9-28 | .321 | 0-0 | .000 | 1-2 | .500 | 16-1.2 | 13-0 | 2 | 8 | 5 | 0 | 19-1.5 |
| 06-07 | 3-1 | 3-1.0 | 0-1 | .000 | 0-0 | .000 | 0-0 | .000 | 2-0.7 | 0-0 | 0 | 1 | 0 | 0 | 0-0.0 |
| Career | 16-1 | 106-6.6 | 9-29 | .310 | 0-0 | .000 | 1-2 | .500 | 18-1.1 | 13-0 | 2 | 9 | 5 | 0 | 19-1.5 |
| ROBBY ALRIDGE (SR.) | | | | | | | | | | | | | | | |
| 04-05 | 1-0 | 3-3.0 | 0-2 | .000 | 0-2 | .000 | 0-0 | .000 | 0-0.0 | 1-0 | 0 | 1 | 0 | 0 | 0-0.0 |
| 05-06 | 7-0 | 10-1.4 | 0-5 | .000 | 0-0 | .000 | 0-0 | .000 | 1-0.1 | 1-0 | 0 | 0 | 0 | 0 | 0-0.0 |
| 06-07 | 2-1 | 2-1.0 | 0-0 | .000 | 0-0 | .000 | 0-0 | .000 | 0-0.0 | 0-0 | 0 | 0 | 0 | 1 | 0-0.0 |
| Career | 10-1 | 15-1.5 | 0-7 | .000 | 0-2 | .000 | 0-0 | .000 | 1-0.1 | 2-0 | 0 | 1 | 0 | 1 | 0-0.0 |
| Team | | | 356-887 | .401 | 109-351 | .311 | 165-238 | .693 | 544-30.2 | 306-9 | 210 | 238 | 23 | 99 | 986-54.8 |
| Opponents | | | 368-842 | .437 | 119-337 | .353 | 255-356 | .716 | 547-30.4 | 256-6 | 246 | 227 | 52 | 125 | 1110-61.7 |

PAC-10 2007 REBOUND BREAKDOWN

ASU: 190 offensive, 354 defensive, 544 total (30.2 per game)

Opponents: 175 offensive, 372 defensive, 547 total (30.4 per game)

2006-2007 ASU OVERALL RECORD TENDENCIES

| | | | |
|---|------|--|------|
| Outrebounded opp. | 7-11 | Shot 50 pct. or better from field | 2-1 |
| Outscored opp's bench..... | 1-9 | Shot less than 50 pct. from the field..... | 6-21 |
| Led at halftime | 4-3 | Opp. shot 50 pct or better from field..... | 0-5 |
| Trailed/tied at halftime..... | 4-19 | Opp. shot less than 50 pct. from field | 8-17 |
| Shot more FTs than the opp..... | 3-3 | Committed less/same turnovers than their opp. | 4-10 |
| Shot better/same from field than opp..... | 8-5 | Committed more turnovers than opp..... | 4-12 |
| Shot worse from field than opp..... | 0-17 | Non-Conference games..... | 6-5 |

2006-07 GAME-BY-GAME



| Opponent | Date | FG | FGA | PCT | 3PT | 3PA | PCT | FT | FTA | PCT | O/RB | PF | D | A | TO | BK | S | Final |
|-----------------------|----------|----|-----|------|-----|-----|------|----|-----|------|-------|----|---|----|----|----|----|-------|
| NORTHERN ARIZONA ! | 11/13/06 | 26 | 51 | .510 | 7 | 17 | .412 | 16 | 20 | .800 | 7/33 | 14 | 0 | 17 | 20 | 1 | 6 | 75 |
| ASU | | 28 | 70 | .400 | 10 | 36 | .278 | 5 | 7 | .714 | 16/35 | 21 | 1 | 17 | 18 | 5 | 5 | 71 |
| CS SAN BERNARDINO ! | 11/15/06 | 19 | 47 | .404 | 5 | 15 | .333 | 9 | 14 | .643 | 10/26 | 19 | 1 | 8 | 22 | 3 | 14 | 52 |
| ASU | | 27 | 49 | .551 | 10 | 20 | .500 | 5 | 11 | .455 | 12/33 | 16 | 0 | 19 | 20 | 2 | 11 | 69 |
| PORTLAND ST. | 11/18/06 | 21 | 44 | .477 | 5 | 15 | .333 | 24 | 36 | .667 | 13/35 | 20 | 0 | 14 | 18 | 1 | 7 | 71 |
| ASU | | 24 | 59 | .407 | 5 | 23 | .217 | 14 | 21 | .667 | 17/33 | 27 | 2 | 15 | 13 | 2 | 6 | 67 |
| SAN JOSE ST. | 11/21/06 | 21 | 54 | .389 | 4 | 14 | .286 | 6 | 14 | .429 | 14/36 | 14 | 0 | 11 | 16 | 2 | 4 | 52 |
| ASU | | 27 | 59 | .458 | 6 | 19 | .316 | 4 | 9 | .444 | 15/38 | 18 | 0 | 18 | 11 | 3 | 8 | 64 |
| IOWA | 11/25/06 | 26 | 54 | .481 | 8 | 25 | .320 | 4 | 5 | .800 | 7/25 | 12 | 0 | 16 | 14 | 3 | 8 | 64 |
| ASU | | 27 | 53 | .509 | 10 | 16 | .625 | 3 | 4 | .750 | 8/30 | 13 | 1 | 19 | 16 | 1 | 4 | 67 |
| NO. COLORADO | 11/28/06 | 20 | 51 | .392 | 5 | 16 | .313 | 6 | 12 | .500 | 14/29 | 27 | 1 | 12 | 21 | 1 | 6 | 51 |
| ASU | | 23 | 52 | .442 | 6 | 19 | .316 | 14 | 24 | .583 | 22/43 | 19 | 0 | 15 | 20 | 6 | 7 | 66 |
| Minnesota | 12/2/06 | 26 | 51 | .510 | 6 | 16 | .375 | 8 | 17 | .471 | 6/30 | 21 | 0 | 16 | 14 | 8 | 8 | 66 |
| ASU | | 21 | 54 | .389 | 5 | 18 | .278 | 16 | 26 | .615 | 15/40 | 18 | 0 | 15 | 15 | 2 | 11 | 63 |
| Xavier | 12/16/06 | 24 | 48 | .500 | 5 | 20 | .250 | 23 | 26 | .885 | 8/33 | 20 | 0 | 14 | 14 | 4 | 4 | 76 |
| ASU | | 19 | 53 | .358 | 6 | 21 | .286 | 14 | 23 | .609 | 12/29 | 20 | 0 | 11 | 14 | 2 | 11 | 58 |
| COLGATE | 12/19/06 | 13 | 41 | .317 | 2 | 12 | .167 | 8 | 13 | .615 | 7/25 | 20 | 1 | 8 | 17 | 1 | 8 | 36 |
| ASU | | 16 | 38 | .421 | 8 | 17 | .471 | 12 | 19 | .632 | 8/30 | 13 | 1 | 13 | 19 | 4 | 6 | 52 |
| NC A&T & | 12/21/06 | 20 | 58 | .345 | 5 | 21 | .238 | 21 | 29 | .724 | 11/32 | 21 | 0 | 10 | 12 | 0 | 8 | 66 |
| ASU | | 23 | 56 | .411 | 10 | 35 | .286 | 15 | 27 | .556 | 18/50 | 23 | 1 | 14 | 20 | 6 | 4 | 71 |
| DAVIDSON & | 12/22/06 | 26 | 53 | .491 | 9 | 17 | .529 | 14 | 23 | .609 | 6/27 | 21 | 1 | 11 | 8 | 2 | 5 | 75 |
| ASU | | 23 | 57 | .404 | 5 | 20 | .250 | 19 | 26 | .731 | 17/42 | 21 | 0 | 13 | 14 | 2 | 3 | 70 |
| STANFORD \$ | 12/28/06 | 21 | 46 | .457 | 5 | 12 | .417 | 24 | 35 | .686 | 11/30 | 15 | 0 | 13 | 12 | 6 | 7 | 71 |
| ASU | | 23 | 52 | .442 | 3 | 16 | .188 | 11 | 17 | .647 | 13/35 | 22 | 2 | 15 | 14 | 2 | 9 | 60 |
| CALIFORNIA \$ | 12/30/06 | 21 | 45 | .467 | 12 | 28 | .429 | 12 | 18 | .667 | 5/26 | 19 | 2 | 19 | 14 | 0 | 9 | 66 |
| ASU (OT) | | 22 | 49 | .449 | 8 | 21 | .381 | 10 | 16 | .625 | 10/34 | 14 | 1 | 13 | 13 | 1 | 8 | 62 |
| Washington State \$ | 1/4/07 | 26 | 48 | .542 | 8 | 16 | .500 | 15 | 20 | .750 | 6/21 | 10 | 0 | 20 | 6 | 0 | 10 | 75 |
| ASU | | 23 | 42 | .548 | 5 | 16 | .313 | 4 | 7 | .571 | 5/24 | 14 | 0 | 9 | 16 | 0 | 3 | 55 |
| #24 Washington \$ | 1/6/07 | 20 | 47 | .426 | 8 | 13 | .615 | 16 | 22 | .727 | 12/32 | 15 | 0 | 14 | 12 | 2 | 5 | 64 |
| ASU | | 17 | 49 | .347 | 5 | 21 | .238 | 14 | 18 | .778 | 13/30 | 20 | 1 | 9 | 15 | 1 | 2 | 53 |
| #15 OREGON \$ | 1/11/07 | 20 | 46 | .435 | 5 | 18 | .278 | 15 | 20 | .750 | 11/29 | 15 | 0 | 12 | 11 | 1 | 6 | 60 |
| ASU | | 20 | 45 | .444 | 3 | 15 | .200 | 12 | 16 | .750 | 11/28 | 14 | 0 | 11 | 12 | 0 | 3 | 55 |
| OREGON STATE \$ | 1/13/07 | 23 | 52 | .442 | 5 | 19 | .263 | 16 | 20 | .800 | 13/35 | 18 | 1 | 16 | 10 | 8 | 7 | 67 |
| ASU | | 23 | 65 | .354 | 4 | 22 | .182 | 9 | 13 | .692 | 23/40 | 18 | 1 | 13 | 10 | 0 | 3 | 59 |
| #3 UCLA \$ | 1/18/07 | 22 | 50 | .440 | 7 | 25 | .280 | 9 | 12 | .750 | 13/32 | 10 | 0 | 12 | 15 | 4 | 7 | 60 |
| ASU | | 20 | 45 | .444 | 5 | 11 | .455 | 5 | 7 | .714 | 6/22 | 14 | 0 | 12 | 16 | 1 | 6 | 50 |
| Usc \$ | 1/20/07 | 15 | 40 | .375 | 6 | 18 | .333 | 22 | 28 | .786 | 6/30 | 13 | 0 | 7 | 11 | 3 | 3 | 58 |
| ASU | | 19 | 52 | .365 | 7 | 20 | .350 | 4 | 9 | .444 | 9/30 | 22 | 0 | 9 | 13 | 0 | 3 | 49 |
| #17 Arizona \$ | 1/24/07 | 25 | 50 | .500 | 9 | 21 | .429 | 12 | 16 | .750 | 11/34 | 10 | 0 | 16 | 9 | 3 | 4 | 71 |
| ASU | | 17 | 49 | .347 | 9 | 25 | .360 | 4 | 5 | .800 | 8/24 | 15 | 1 | 12 | 11 | 1 | 4 | 47 |
| WASHINGTON \$ | 2/1/07 | 22 | 47 | .468 | 3 | 15 | .200 | 19 | 23 | .826 | 10/34 | 18 | 1 | 15 | 19 | 3 | 8 | 66 |
| ASU | | 16 | 47 | .340 | 6 | 23 | .261 | 23 | 26 | .885 | 9/27 | 18 | 1 | 8 | 15 | 3 | 9 | 61 |
| #18 WASHINGTON ST. \$ | 2/3/07 | 16 | 39 | .410 | 6 | 15 | .400 | 10 | 15 | .667 | 4/28 | 13 | 0 | 12 | 13 | 4 | 7 | 48 |
| ASU | | 19 | 53 | .358 | 4 | 18 | .222 | 5 | 8 | .625 | 12/35 | 16 | 0 | 10 | 10 | 2 | 6 | 47 |
| #13 Oregon \$ | 2/8/07 | 17 | 43 | .395 | 7 | 22 | .318 | 14 | 20 | .700 | 7/30 | 12 | 0 | 10 | 16 | 3 | 9 | 55 |
| ASU | | 19 | 60 | .317 | 9 | 27 | .333 | 4 | 8 | .500 | 17/36 | 19 | 0 | 9 | 17 | 1 | 7 | 51 |
| Oregon State \$ | 2/10/07 | 18 | 43 | .419 | 7 | 20 | .350 | 16 | 22 | .419 | 9/27 | 15 | 1 | 12 | 12 | 2 | 8 | 59 |
| ASU | | 18 | 42 | .429 | 6 | 16 | .375 | 13 | 18 | .722 | 8/29 | 18 | 0 | 13 | 11 | 0 | 5 | 55 |
| #5 UCLA \$ | 2/15/07 | 24 | 53 | .453 | 8 | 22 | .364 | 11 | 17 | .647 | 16/33 | 16 | 1 | 13 | 11 | 5 | 5 | 67 |
| ASU | | 23 | 48 | .479 | 5 | 12 | .417 | 10 | 15 | .667 | 10/28 | 19 | 0 | 17 | 9 | 3 | 5 | 61 |
| #22 USC \$ | 2/18/07 | 21 | 58 | .362 | 6 | 21 | .286 | 10 | 13 | .769 | 14/41 | 21 | 0 | 14 | 16 | 2 | 5 | 58 |
| ASU | | 21 | 50 | .420 | 6 | 20 | .300 | 20 | 29 | .690 | 8/32 | 14 | 1 | 13 | 9 | 4 | 9 | 68 |
| ARIZONA \$ | 2/25/07 | 21 | 43 | .488 | 5 | 13 | .385 | 14 | 21 | .667 | 9/28 | 11 | 0 | 15 | 14 | 3 | 9 | 61 |
| ASU | | 20 | 53 | .377 | 10 | 30 | .333 | 8 | 11 | .727 | 15/33 | 19 | 0 | 17 | 14 | 1 | 7 | 58 |
| Stanford \$ | 3/1/07 | 22 | 49 | .449 | 7 | 17 | .412 | 12 | 21 | .571 | 12/31 | 16 | 0 | 14 | 12 | 3 | 9 | 63 |
| ASU | | 18 | 44 | .409 | 8 | 17 | .471 | 9 | 12 | .750 | 8/29 | 17 | 0 | 10 | 15 | 2 | 7 | 53 |
| California \$ | 3/3/07 | 14 | 43 | .326 | 5 | 22 | .227 | 8 | 13 | .615 | 6/26 | 13 | 0 | 12 | 14 | 0 | 7 | 41 |
| ASU | | 18 | 42 | .429 | 6 | 21 | .286 | 0 | 3 | .000 | 5/28 | 13 | 0 | 10 | 18 | 1 | 3 | 42 |
| Washington * | 3/7/07 | 20 | 52 | .385 | 5 | 15 | .333 | 14 | 23 | .609 | 14/39 | 16 | 0 | 10 | 12 | 1 | 3 | 59 |
| ASU | | 19 | 47 | .404 | 6 | 20 | .300 | 7 | 12 | .583 | 5/28 | 23 | 1 | 13 | 16 | 2 | 6 | 51 |

OPPONENTS IN CAPS DESIGNATE HOME GAMES

& - Sleep America ASU Holiday Classic

O/RB - Offensive/Total Rebounds

Ranking is Associated Press the week of the game.

* - Pac-10 Tournament at Los Angeles

! - ASU Hispanic Fund Classic

\$ - Pac-10 Game



2006-2007 PLAYER GAME-BY-GAME

OVERALL: 8-22

HOME RECORD: 7-11

NEUTRAL RECORD: 0-1

PAC-10 CONFERENCE: 2-16 (10TH)

AWAY RECORD: 1-10

OVERTIME RECORD: 0-1

| SCORE | OPPONENT | ATT. | ANGOU. | ATUAHENE | CLAUD. | GLASSER | MORILL | ODUF. | PENDER. | POLK | SEAY | SHIPP | ALRIDGE | JONES |
|-------|-----------------------|--------|----------------|----------------|--------------|---------------|---------------|-------|----------------|---------------|--------------|---------------|--------------|--------------|
| 71-75 | NORTHERN ARIZONA # | 10,267 | 3/3/1 | <u>11/7/4</u> | 2/3/1 | 0/5/3 | 0/1/0 | 0/0/0 | <u>6/4/3</u> | <u>22/3/3</u> | <u>3/2/0</u> | <u>23/7/2</u> | DNP | DNP |
| 69-52 | CS SAN BERNARDINO # | 6,033 | <u>10/9/2</u> | <u>11/3/5</u> | 4/1/0 | 3/1/2 | 0/0/1 | 0/1/0 | <u>8/8/1</u> | <u>10/1/2</u> | 0/0/0 | <u>11/5/4</u> | 0/1/1 | 12/1/1 |
| 67-71 | PORTLAND STATE | 4,751 | <u>4/5/1</u> | <u>5/0/8</u> | 0/0/0 | 0/1/3 | 1/3/0 | 0/0/0 | <u>21/13/0</u> | <u>20/2/1</u> | DNP | <u>11/3/1</u> | DNP | 5/2/1 |
| 64-52 | SAN JOSE STATE | 4,989 | <u>7/8/0</u> | <u>3/1/2</u> | 0/1/0 | 0/4/6 | <u>4/3/2</u> | 2/1/0 | <u>12/12/0</u> | 14/1/5 | 11/2/0 | <u>11/4/2</u> | 0/0/0 | <u>0/0/1</u> |
| 67-64 | IOWA | 10,115 | <u>14/12/1</u> | 6/0/3 | 0/0/0 | <u>7/2/7</u> | 2/2/0 | 0/0/0 | <u>8/2/0</u> | <u>20/4/5</u> | 2/2/1 | <u>8/5/2</u> | DNP | DNP |
| 66-51 | NORTHERN COLORADO | 4,836 | <u>12/13/3</u> | 8/10/4 | 2/2/0 | <u>0/0/1</u> | DNP | 0/1/0 | <u>8/8/1</u> | <u>22/3/3</u> | 6/3/0 | <u>8/2/3</u> | 0/0/0 | 0/0/0 |
| 63-66 | Minnesota | 10,198 | <u>7/10/1</u> | <u>5/2/5</u> | 0/0/0 | 0/1/3 | 4/1/1 | 2/2/1 | <u>19/11/1</u> | <u>16/3/1</u> | 2/1/1 | <u>6/2/0</u> | DNP | 2/2/1 |
| 58-76 | Xavier | 9,592 | <u>23/7/3</u> | <u>15/2/7</u> | DNP | 0/0/0 | 0/2/0 | 0/0/0 | <u>10/5/0</u> | <u>4/6/0</u> | 4/3/0 | <u>2/1/1</u> | DNP | 0/0/0 |
| 52-36 | COLGATE | 3,987 | <u>14/3/2</u> | <u>9/3/1</u> | DNP | 4/2/2 | 0/0/0 | DNP | <u>10/19/3</u> | <u>10/1/3</u> | 0/0/1 | <u>5/1/1</u> | DNP | 0/0/0 |
| 71-66 | NORTH CAROLINA A&T * | 4,331 | <u>8/10/4</u> | <u>18/11/3</u> | DNP | 16/2/2 | 3/2/0 | DNP | <u>9/11/0</u> | <u>8/2/2</u> | 4/7/3 | <u>5/4/0</u> | DNP | 0/0/0 |
| 70-75 | DAVIDSON* | 4,113 | <u>17/12/2</u> | <u>4/5/3</u> | DNP | 7/2/5 | 5/1/0 | 0/0/0 | <u>17/12/1</u> | <u>16/2/1</u> | DNP | <u>4/4/0</u> | DNP | 0/1/1 |
| 60-71 | STANFORD \$ | 7,656 | <u>7/8/1</u> | <u>6/5/4</u> | DNP | <u>3/2/5</u> | 0/0/0 | 2/1/0 | <u>17/11/1</u> | <u>11/1/2</u> | 8/2/1 | 6/3/1 | 0/0/0 | 0/0/0 |
| 62-66 | CALIFORNIA \$ (OT) | 6,905 | <u>6/12/0</u> | <u>14/4/1</u> | DNP | <u>6/1/2</u> | 0/0/0 | 1/2/0 | <u>11/8/4</u> | <u>14/3/4</u> | 0/0/0 | 10/3/2 | DNP | 0/1/0 |
| 55-75 | Washington State \$ | 2,504 | <u>0/0/0</u> | <u>7/6/1</u> | 0/1/0 | <u>7/4/3</u> | 7/0/0 | 2/2/0 | <u>16/7/1</u> | <u>13/1/4</u> | 0/0/0 | 3/2/0 | DNP | 0/0/0 |
| 53-64 | #24 Washington \$ | 10,000 | <u>3/7/1</u> | <u>10/2/0</u> | DNP | <u>13/2/4</u> | 1/3/1 | DNP | <u>18/8/2</u> | <u>5/2/1</u> | DNP | 3/3/0 | DNP | DNP |
| 55-60 | #15 OREGON \$ | 6,288 | <u>2/6/0</u> | <u>6/3/3</u> | DNP | <u>12/3/5</u> | 7/4/2 | DNP | <u>18/9/0</u> | <u>5/1/1</u> | DNP | 5/2/0 | DNP | 0/0/0 |
| 59-67 | OREGON STATE \$ | 6,008 | <u>5/12/1</u> | <u>4/4/2</u> | DNP | <u>10/1/5</u> | 4/3/1 | DNP | <u>19/10/1</u> | <u>10/2/1</u> | DNP | 7/7/2 | DNP | 0/0/0 |
| 50-60 | #3 UCLA \$ | 10,188 | 0/4/1 | <u>2/2/0</u> | DNP | <u>5/1/7</u> | <u>11/7/1</u> | 0/0/0 | <u>8/3/0</u> | <u>16/1/0</u> | DNP | 8/3/3 | DNP | DNP |
| 49-58 | Usc \$ | 5,824 | 0/3/0 | 2/4/0 | DNP | <u>10/3/4</u> | <u>9/4/3</u> | DNP | <u>13/9/1</u> | <u>7/1/1</u> | DNP | <u>8/2/0</u> | DNP | 0/1/0 |
| 47-71 | #17 Arizona \$ | 14,572 | 10/6/2 | 2/1/1 | DNP | <u>6/1/5</u> | <u>2/1/1</u> | DNP | <u>5/6/0</u> | <u>11/2/1</u> | DNP | <u>8/2/2</u> | DNP | 3/2/0 |
| 61-66 | WASHINGTON \$ | 7,164 | 0/0/1 | 8/5/3 | DNP | <u>4/3/1</u> | <u>10/3/3</u> | DNP | <u>11/8/0</u> | 18/1/0 | DNP | <u>10/5/0</u> | DNP | <u>0/0/0</u> |
| 47-48 | #18 WASHINGTON ST. \$ | 9,240 | 2/3/0 | 4/7/3 | DNP | <u>3/3/1</u> | <u>8/6/3</u> | DNP | <u>18/9/1</u> | <u>12/3/1</u> | DNP | <u>0/3/0</u> | DNP | 0/0/1 |
| 51-55 | #13 Oregon \$ | 8,868 | 1/2/0 | 5/1/2 | 0/0/0 | <u>17/0/2</u> | <u>6/6/1</u> | DNP | <u>4/19/1</u> | <u>10/2/2</u> | DNP | <u>8/4/1</u> | DNP | 0/1/0 |
| 55-59 | Oregon State \$ | 5,883 | 5/3/0 | 4/3/5 | DNP | <u>7/1/2</u> | <u>10/4/2</u> | DNP | <u>8/12/0</u> | <u>12/2/2</u> | DNP | <u>9/2/2</u> | DNP | 0/0/0 |
| 61-67 | #5 UCLA \$ | 8,071 | 5/0/0 | 5/6/2 | DNP | <u>7/2/6</u> | <u>11/6/4</u> | DNP | <u>14/5/1</u> | <u>9/3/1</u> | DNP | <u>10/5/3</u> | DNP | 0/0/0 |
| 68-58 | #22 USC \$ | 6,758 | 6/8/2 | 9/3/2 | DNP | <u>14/1/2</u> | <u>6/1/2</u> | DNP | <u>14/15/1</u> | <u>9/1/1</u> | DNP | <u>10/3/3</u> | DNP | 0/0/0 |
| 58-61 | ARIZONA \$ | 13,244 | <u>14/11/1</u> | 2/2/1 | <u>0/1/0</u> | <u>6/2/6</u> | <u>2/4/2</u> | DNP | 13/8/0 | 18/3/3 | DNP | 3/1/4 | <u>0/0/0</u> | 0/0/0 |
| 53-63 | Stanford \$ | 7,502 | 8/5/0 | 5/3/4 | DNP | <u>9/3/0</u> | <u>3/5/2</u> | DNP | <u>15/7/0</u> | <u>10/3/1</u> | DNP | <u>3/1/3</u> | DNP | 0/0/0 |
| 42-41 | California \$ | 7,951 | <u>3/4/1</u> | 9/1/3 | DNP | <u>5/3/1</u> | 4/5/2 | DNP | <u>4/6/0</u> | <u>6/3/3</u> | DNP | <u>11/4/0</u> | DNP | 0/0/1 |
| 51-59 | WASHINGTON ! | 15,119 | <u>8/4/0</u> | <u>8/5/4</u> | DNP | <u>8/4/2</u> | 3/0/1 | DNP | <u>9/7/2</u> | 2/0/1 | DNP | <u>13/5/3</u> | DNP | 0/0/0 |

HOME GAMES IN CAPS

* – Sleep America ASU Holiday Classic

Underlined denotes starters

! – Pac-10 Tournament at Staples Center in Los Angeles

\$ – Pac-10 Conference game

– ASU Hispanic College Fund Classic

ATTENDANCE:

Home: 124,756 — 6,931 Totals: 232,957 — 7,765
 Away: 93,082 — 8,462 Neutral: 15,111 (1 game)

ASU used ten starting lineups in 2006-2007:

- Alridge, Angounou, Claudino, Glasser, Morill (0-1)
- Angounou, Atuahene, Pendergraph, Polk, Shipp (3-4)
- Angounou, Atuahene, Glasser, Pendergraph, Polk (0-6)
- Angounou, Atuahene, Glasser, Pendergraph, Shipp (0-1)
- Angounou, Glasser, Pendergraph, Polk, Shipp (3-0)
- Atuahene, Jones, Morill, Pendergraph, Shipp (1-0)
- Atuahene, Glasser, Morill, Pendergraph, Shipp (0-1)
- Atuahene, Pendergraph, Polk, Seay, Shipp (0-1)
- Glasser, Morill, Pendergraph, Polk, Shipp (1-7)
- Glasser, Jones, Morill, Pendergraph, Shipp (0-1)



Games Started

| | |
|---------------------|------------------|
| 29 Jeff Pendergraph | 12 Allen Morill |
| 26 Christian Polk | 2 Steve Jones |
| 22 Josh Shipp | 1 Robby Alridge |
| 21 Derek Glasser | 1 Bruno Claudino |
| 18 Serge Angounou | 1 Sylvester Seay |
| 17 Antwi Atuahene | |

2006-2007 PLAYER GAME-BY-GAME



TEAM SEASON HIGHS

| | | |
|------------------------|--|-----------------------------------|
| Points | 71- ARIZONA STATE | 76- OPPONENT |
| Total Field Goals | 28- NORTH CAROLINA A & T | 26- Five times |
| Total FG Atts. | 70- NORTHERN ARIZONA | 58- #22 USC, NORTH CAROLINA A & T |
| FG Pct. | .551- CS SAN BERNARDINO (27-49) | .542- Washington State (26-48) |
| 3 Point Goals | 10- FIVE TIMES (ARIZONA) | 12- CALIFORNIA |
| 3 Point Atts. | 36- NORTHERN ARIZONA | 28- CALIFORNIA |
| 3 Point Pct. (10 att.) | .625- IOWA (10-16) | .615- #24 Washington (8-13) |
| Free Throws | 23- WASHINGTON | 24- STANFORD, PORTLAND STATE |
| FT Atts. | 29- #22 USC | 36- PORTLAND STATE |
| FT Pct. (10 att.) | .885- WASHINGTON (23-26) | .885- Xavier (23-26) |
| Rebounds | 50- NORTH CAROLINA A&T | 41- #22 USC |
| Offensive Rebs. | 23- OREGON STATE | 16- #5 UCLA |
| Defensive Rebs. | 32- NORTH CAROLINA A&T | 27- #22 USC |
| Assists | 19- IOWA, NORTHERN COLORADO | 20- Washington State |
| Steals | 11- Xavier, Minnesota | 14- CS SAN BERNARDINO |
| Blocks | 6- NORTHERN COLORADO, NC A & T | 8- OREGON STATE, Minnesota |
| Turnovers | 20- NORTHERN COLORADO, NC A & T, CS SAN BERNARDINO | 22- CS SAN BERNARDINO |
| Fouls | 27- PORTLAND STATE | 27- NORTHERN COLORADO |
| First Half Points | 43- NORTHERN COLORADO | 45- PORTLAND ST. |
| Second Half Points | 47- #22 USC | 40- OREGON STATE |
| Bench Points | 36- ARIZONA | 33- NORTH CAROLINA A&T |

TEAM SEASON LOWS

| | | |
|------------------------|--|--|
| Points | 42- ARIZONA STATE | 36- OPPONENT |
| Total Field Goals | 16- CALIFORNIA | 36- COLGATE |
| Total FG Atts. | 38- WASHINGTON, COLGATE | 13- COLGATE |
| FG Pct. | .317- COLGATE | 39- #18 WASHINGTON STATE |
| 3 Point Goals | .317- #13 Oregon (19-60) | .317- COLGATE (13-41) |
| 3 Point Atts. | 3- #15 OREGON | 2- COLGATE |
| 3 Point Pct. (10 att.) | 11- #3 UCLA | 12- STANFORD, COLGATE |
| Free Throws | .182- OREGON STATE (4-22) | .167- COLGATE (2-12) |
| FT Atts. | 0- California | 4- IOWA |
| FT Pct. (10 att.) | 3- California | 5- IOWA |
| Rebounds | .455- CS SAN BERNARDINO (5-11) | .429- SAN JOSE STATE (6-14) |
| Offensive Rebs. | 22- #3 UCLA | 21- Washington State |
| Defensive Rebs. | 5- California, Washington State | 4- WASHINGTON STATE |
| Assists | 16- #17 Arizona, #3 UCLA, PORTLAND ST. | 15- Washington State |
| Steals | 8- WASHINGTON | 7- Usc |
| Blocks | 2- #24 Washington | 3- Washington (Pac-10), Usc |
| Turnovers | 0- Oregon State, Usc, OREGON STATE, #15 OREGON, Washington State | 0- 4 times |
| Fouls | 9- #22 USC, #5 UCLA | 6- Washington State |
| First Half Points | 13- California, COLGATE, IOWA | 10- #17 Arizona, #3 UCLA, Washington State |
| Second Half Points | 16- Stanford | 12- COLGATE |
| Bench Points | 13- #3 UCLA | 12- #18 WASHINGTON STATE |
| | 2- Usc | 4- #13 Oregon |

INDIVIDUAL HIGHS

| | | |
|---------------------|---|--|
| Points | 23- ARIZONA STATE | 25- OPPONENT |
| Total Field Goals | 10- Angounou at Xavier | 8- RICHARDS of DAVIDSON |
| | SHIPP vs. NORTHERN ARIZONA | 8- BUDINGER of ARIZONA |
| | twice | Porter at #13 Oregon |
| | | RICHARDS of DAVIDSON |
| | | McKenzie at Minnesota |
| | | HALUSKA of IOWA |
| Total FG Att. | 26- POLK vs. NORTHERN ARIZONA | 18- JONES of OREGON STATE |
| FG Pct. (6 made) | 100.0 - Pendergraph at Washington State (8-8) | .750- Coleman at Minnesota (6-8) |
| 3 Point Goals | 5- Glasser at #13 Oregon | 6- Porter at #13 Minnesota |
| | GLASSER vs. NORTH CAROLINA A & T | Appleby at #24 Washington |
| | Angounou at Xavier | |
| | SHIPP vs. NORTHERN ARIZONA | |
| 3 Point Att. | 11- POLK vs. NORTHERN ARIZONA | 11- HALUSKA vs. IOWA |
| 3 Point Pct. (5 md) | .714- Angounou at Xavier (5-7) | .750- Appleby at #24 Washington (6-8) |
| | SHIPP vs. NORTHERN ARIZONA (5-7) | |
| Free Throws | 8- Pendergraph at Oregon State | 11- GOODS of STANFORD |
| FTs Att. | 16- ATUAHENE vs. NORTH CAROLINA A & T | 13- Washington at Stanford |
| | | GOODS of STANFORD |
| FT Pct. (7 att.) | 100.0 - PENDERGRAPH vs. WASHINGTON (7-7) | 100.0 - FINGER of STANFORD (8-8) |
| | | BAZY of NORTHERN ARIZONA (8-8) |
| Total Rebs. | 19- Pendergraph at #13 Oregon | 14- Mbah a Moute at #3 UCLA |
| | PENDERGRAPH vs. COLGATE | |
| Offensive Rebs. | 10- PENDERGRAPH vs. PORTLAND ST. | 7- Mbah a Moute at #3 UCLA |
| | | JONES of OREGON STATE |
| Defensive Rebs. | 12- Pendergraph at #13 Oregon | 8- BROWN of SAN JOSE ST. |
| | PENDERGRAPH vs. COLGATE | |
| Assists | 8- ATUAHENE vs. PORTLAND ST. | 9- Payton at Minnesota |
| Steals | 4- SHIPP vs. WASHINGTON | 4- WILSON of NORTHERN ARIZONA |
| | Angounou at Xavier | |
| Blocks | 2- 10 times | 3- Doellman at Xavier |
| Turnovers | 6- Pendergraph at #13 Oregon | 5- three times |
| | PENDERGRAPH vs. STANFORD | |
| Points Off Bench | 18- POLK vs. ARIZONA | 15- WILLS of NORTH CAROLINA A&T |
| | POLK vs. WASHINGTON | |
| Fouled Out | 2- two players vs. STANFORD, PORTLAND ST. | 10- 10 players total (9 different games) |



2006-2007 BOX SCORES



Jerren Shipp scored 23 points against Northern Arizona on Nov. 13, 2006, the most points by a Sun Devil freshman in a season debut.

| ASU 58, Victoria 53 (EX) Nov. 7, 2006 | | | | | | | | | | Ned Wulk Court Tempe, Ariz. | | | | |
|--|----|-----|----|-----|-------|----|----|----|--|--------------------------------|--|--|--|--|
| Victoria Vikes - 53 | | | | | | | | | | | | | | |
| Name-min | fg | fga | ft | fta | o/tr | pf | a | tp | | | | | | |
| Doerksen-38 | 4 | 10 | 0 | 0 | 1/3 | 4 | 1 | 9 | | | | | | |
| Hass-26 | 0 | 2 | 5 | 6 | 1/2 | 4 | 3 | 5 | | | | | | |
| Bollinger-35 | 6 | 10 | 4 | 4 | 2/10 | 3 | 1 | 16 | | | | | | |
| Whyte-32 | 6 | 12 | 0 | 1 | 2/4 | 3 | 3 | 13 | | | | | | |
| Moore-29 | 2 | 8 | 0 | 0 | 2/4 | 0 | 0 | 5 | | | | | | |
| Pasquale-2 | 0 | 0 | 0 | 0 | 0/0 | 0 | 0 | 0 | | | | | | |
| Berg-7 | 0 | 1 | 0 | 0 | 0/0 | 0 | 0 | 0 | | | | | | |
| Kinnear-0+ | 0 | 0 | 0 | 0 | 0/0 | 1 | 0 | 0 | | | | | | |
| Gudgeon-16 | 1 | 2 | 3 | 6 | 2/4 | 0 | 1 | 5 | | | | | | |
| Indome-15 | 0 | 3 | 0 | 0 | 0/2 | 1 | 2 | 0 | | | | | | |
| Team | | | | | 4/5 | | | | | | | | | |
| Totals | 19 | 48 | 12 | 17 | 14/34 | 17 | 11 | 53 | | | | | | |

| Arizona State Sun Devils - 58 | | | | | | | | | | | | | | |
|-------------------------------|----|-----|----|-----|-------|----|----|----|--|--|--|--|--|--|
| Name-min | fg | fga | ft | fta | o/tr | pf | a | tp | | | | | | |
| Morill-11 | 1 | 5 | 0 | 0 | 3/3 | 1 | 0 | 2 | | | | | | |
| Pendergraph-28 | 6 | 8 | 0 | 0 | 3/7 | 2 | 0 | 12 | | | | | | |
| Atuahene-24 | 2 | 4 | 2 | 2 | 1/1 | 0 | 1 | 7 | | | | | | |
| Polk-33 | 4 | 13 | 4 | 6 | 0/2 | 3 | 2 | 15 | | | | | | |
| Shipp-35 | 2 | 8 | 4 | 4 | 1/7 | 3 | 5 | 9 | | | | | | |
| Glasser-21 | 0 | 4 | 0 | 1 | 0/0 | 0 | 2 | 0 | | | | | | |
| Alridge-1 | 0 | 1 | 0 | 0 | 0/0 | 0 | 0 | 0 | | | | | | |
| Jones-7 | 0 | 0 | 0 | 0 | 2/2 | 0 | 0 | 0 | | | | | | |
| Odufuwa-11 | 0 | 0 | 0 | 0 | 0/3 | 1 | 2 | 0 | | | | | | |
| Seay-10 | 1 | 3 | 0 | 0 | 0/0 | 4 | 0 | 3 | | | | | | |
| Claudino-5 | 0 | 0 | 0 | 0 | 0/0 | 2 | 0 | 0 | | | | | | |
| Angounou-14 | 4 | 5 | 2 | 2 | 2/2 | 3 | 1 | 10 | | | | | | |
| Team | | | | | 0/2 | | | | | | | | | |
| Totals | 20 | 51 | 12 | 15 | 12/29 | 19 | 13 | 58 | | | | | | |

Halftime- ASU 26, UV 23. Three-pointers- ASU 6-24 (Morill 0-2, Atuahene 0-1, Polk 3-8, Shipp 1-5, Glasser 0-4, Seay 1-3, Angounou 0-1), UV 3-12 (Doerksen 1-4, Whyte 1-2, Moore 1-6). Turnovers- ASU 14, UV 20. Blocked Shots- ASU 3 (Pendergraph 2), UV 0. Steals- ASU 9 (Polk 2, Shipp 2), UV 5 (Moore 3). Attendance: N/A. Officials: Bill Vinovich, Chris Rastatter, Quinn Crozier.

Notes: ASU's largest second-half lead was 48-34 at the 7:31 mark...ASU has won 15 of its past 17 exhibition games...ASU shot just 6-of-23 (.261) from the field in the first half but was 14-of-28 (.500) in the second half...12 Sun Devil saw action...Jerren Shipp had nine points, seven boards and five assists...Jeff Pendergraph was 6-of-7 from the field in the second half...ASU was 10-of-10 from the free throw line in the first half...ASU shot 24 three-pointers, including 16 in the first half.

| NAU 75, ASU 71 Nov. 13, 2006 | | | | | Ned Wulk Court Hispanic Fund Classic/Tempe, Ariz. | | | | |
|---|----|-----|----|-----|--|----|----|----|--|
| Northern Arizona Lumberjacks (1-1) - 75 | | | | | | | | | |
| Name-min | fg | fga | ft | fta | o/tr | pf | a | tp | |
| McCurdy-21 | 4 | 6 | 2 | 2 | 0/4 | 2 | 0 | 10 | |
| Boykin, Jr.-33 | 3 | 10 | 3 | 5 | 2/9 | 3 | 4 | 11 | |
| Bazy-34 | 6 | 11 | 8 | 8 | 0/4 | 1 | 2 | 21 | |
| Wilson-34 | 5 | 7 | 2 | 3 | 0/2 | 3 | 8 | 12 | |
| Sir-33 | 4 | 10 | 0 | 0 | 0/2 | 0 | 0 | 12 | |
| Van Patten-6 | 0 | 0 | 0 | 0 | 0/0 | 0 | 0 | 0 | |
| Geiser-7 | 0 | 2 | 0 | 0 | 1/1 | 0 | 1 | 0 | |
| Larson-3 | 0 | 0 | 0 | 0 | 0/0 | 1 | 0 | 0 | |
| Landry-23 | 4 | 5 | 1 | 2 | 2/5 | 4 | 0 | 9 | |
| Green-6 | 0 | 0 | 0 | 0 | 0/1 | 0 | 2 | 0 | |
| Team | | | | | 2/5 | | | | |
| Totals | 26 | 51 | 16 | 20 | 7/33 | 14 | 17 | 75 | |

| Arizona State Sun Devils (0-1) - 71 | | | | | | | | | | | | | | |
|-------------------------------------|----|-----|----|-----|-------|----|----|----|--|--|--|--|--|--|
| Name-min | fg | fga | ft | fta | o/tr | pf | a | tp | | | | | | |
| Pendergraph-28 | 3 | 6 | 0 | 0 | 3/4 | 4 | 3 | 6 | | | | | | |
| Seay-12 | 1 | 7 | 0 | 0 | 1/2 | 0 | 0 | 3 | | | | | | |
| Atuahene-30 | 5 | 11 | 0 | 0 | 3/7 | 5 | 4 | 11 | | | | | | |
| Polk-35 | 10 | 26 | 0 | 0 | 1/3 | 3 | 3 | 22 | | | | | | |
| Shipp-39 | 8 | 11 | 2 | 2 | 2/7 | 4 | 2 | 23 | | | | | | |
| Morill-6 | 0 | 1 | 0 | 0 | 1/1 | 1 | 0 | 0 | | | | | | |
| Glasser-14 | 0 | 2 | 0 | 0 | 3/5 | 1 | 3 | 0 | | | | | | |
| Jones-2 | 0 | 0 | 1 | 2 | 0/0 | 0 | 0 | 1 | | | | | | |
| Odufuwa-1 | 0 | 0 | 0 | 0 | 0/0 | 0 | 0 | 0 | | | | | | |
| Claudino-11 | 0 | 1 | 2 | 2 | 0/3 | 1 | 1 | 2 | | | | | | |
| Angounou-22 | 1 | 5 | 0 | 1 | 2/3 | 2 | 1 | 3 | | | | | | |
| Team | | | | | 0/0 | | | | | | | | | |
| Totals | 28 | 70 | 5 | 7 | 16/35 | 21 | 17 | 71 | | | | | | |

Halftime- NAU 39, ASU 33. Three-pointers- ASU 10-36 (Pendergraph 0-1, Seay 1-7, Atuahene 1-4, Polk 2-11, Shipp 5-7), NAU 7-17 (Boykin, Jr. 2-4, Bazy 1-2, Sir 4-0, Geiser 0-1). Turnovers- ASU 18, NAU 20. Blocked Shots- ASU 5, NAU 1. Steals- ASU 5, NAU 6 (Wilson 4). Attendance: 10,267. Officials: Dave Libbey, Mike Littlewood, Brian Sorenson.

Notes: ASU's 71 points ended tied as a season high...the loss ended a streak of 16 straight home-opening wins for ASU as the last time ASU lost a home opener was Dec. 5, 1989, a 65-64 loss to BYU in Bill Frieder's first game as head coach...Jerren Shipp had 23 points and Christian Polk had 22, the most points scored by freshmen in ASU history in their debuts...it marked just the second time in ASU history two freshmen had scored 20 points in the same game...the 36 three-point attempts was the most since Dec. 21, 1992, when ASU shot 36 vs. NAU, and tied for the third-most in ASU history...28 field goals made and 70 attempts were both season highs.

| ASU 69, Cal St. San Bernardino 52 | | | | | | | | | | Ned Wulk Court | | | | |
|---|----|-----|----|-----|-------|----|---|----|--|------------------------------------|--|--|--|--|
| Nov. 15, 2006 | | | | | | | | | | Hispanic Fund Classic/Tempe, Ariz. | | | | |
| Cal State San Bernardino Coyotes (0-1) - 52 | | | | | | | | | | | | | | |
| Name-min | fg | fga | ft | fta | o/tr | pf | a | tp | | | | | | |
| Yaisrael-29 | 0 | 2 | 2 | 2 | 0/2 | 3 | 0 | 2 | | | | | | |
| Tillman-19 | 1 | 3 | 0 | 0 | 1/2 | 2 | 1 | 9 | | | | | | |
| Johnson-20 | 3 | 6 | 2 | 6 | 1/3 | 5 | 0 | 2 | | | | | | |
| Pierce-32 | 2 | 6 | 1 | 1 | 0/1 | 1 | 1 | 6 | | | | | | |
| Harris-22 | 1 | 7 | 0 | 0 | 3/5 | 3 | 0 | 2 | | | | | | |
| Williams-20 | 4 | 6 | 0 | 0 | 2/4 | 0 | 1 | 9 | | | | | | |
| Gilzene-12 | 2 | 4 | 0 | 0 | 2/2 | 0 | 0 | 4 | | | | | | |
| Ortiz-20 | 4 | 6 | 3 | 3 | 0/1 | 3 | 4 | 11 | | | | | | |
| Lewis-11 | 0 | 2 | 1 | 2 | 0/1 | 1 | 0 | 1 | | | | | | |
| Reichel-15 | 2 | 5 | 0 | 0 | 0/0 | 1 | 1 | 6 | | | | | | |
| Team | | | | | 1/5 | | | | | | | | | |
| Totals | 19 | 47 | 9 | 14 | 10/26 | 19 | 8 | 52 | | | | | | |

| Arizona State Sun Devils (1-1) - 69 | | | | | | | | | | | | | | |
|-------------------------------------|----|-----|----|-----|-------|----|----|----|--|--|--|--|--|--|
| Name-min | fg | fga | ft | fta | o/tr | pf | a | tp | | | | | | |
| Pendergraph-25 | 4 | 8 | 0 | 0 | 5/8 | 2 | 1 | 8 | | | | | | |
| Angounou-25 | 4 | 7 | 0 | 0 | 6/9 | 0 | 2 | 10 | | | | | | |
| Atuahene-31 | 4 | 5 | 3 | 4 | 0/3 | 1 | 5 | 11 | | | | | | |
| Polk-21 | 4 | 9 | 0 | 0 | 1/1 | 2 | 2 | 10 | | | | | | |
| Shipp-28 | 4 | 10 | 2 | 4 | 1/5 | 2 | 4 | 11 | | | | | | |
| Morill-8 | 0 | 1 | 0 | 0 | 0/0 | 0 | 1 | 0 | | | | | | |
| Glasser-18 | 1 | 1 | 0 | 0 | 0/1 | 1 | 2 | 3 | | | | | | |
| Alridge-7 | 0 | 0 | 0 | 1 | 0/1 | 1 | 1 | 0 | | | | | | |
| Jones-15 | 4 | 5 | 0 | 1 | 0/1 | 1 | 1 | 12 | | | | | | |
| Odufuwa-7 | 0 | 0 | 0 | 0 | 0/1 | 4 | 0 | 0 | | | | | | |
| Seay-7 | 0 | 1 | 0 | 0 | 0/0 | 1 | 0 | 0 | | | | | | |
| Claudino-8 | 2 | 2 | 0 | 0 | 0/1 | 1 | 0 | 4 | | | | | | |
| Team | | | | | 0/2 | | | | | | | | | |
| Totals | 27 | 49 | 5 | 11 | 12/33 | 16 | 19 | 69 | | | | | | |

Halftime- ASU 37, CSSB 21. Three-pointers- ASU 10-20 (Angounou 2-3, Polk 2-5, Shipp 1-5, Glasser 1-1, Jones 4-5, Seay 0-1), CSSB 5-15 (Yaisrael 0-1, Tillman 0-1, Johnson 1-2, Pierce 1-2, Harris 0-1, Williams 1-2, Lewis 0-2, Reichel 2-4). Turnovers- ASU 11, CSSB 22. Blocked Shots- ASU 2, CSSB 3 (Yaisrael 2). Steals- ASU 11 (Atuahene 3, Shipp 3), CSSB 14 (Tillman 2, Pierce 2, Williams 2, Ortiz 3). Attendance: 6,033. Officials: Bill Vinovich, Kevin Brill, Don Tuggle.

Notes: ASU led by 35 at the 7:58 mark (63-28) before being outscored 24-6 down the stretch...ASU held the Coyotes to just 8-of-25 (.250) in the first half from the field...ASU placed five players in double figures, including three first-year players in Jerren Shipp (11), Christian Polk (12) and reserve Steve Jones (12), who came off the bench to hit four three-pointers...ASU's 55.1 percent field goal shooting (27-of-49) was a season-high...ASU shot 12-of-19 (.632) from the field in the second half...ASU forced a season-high 22 turnovers.

| Portland St. 71, ASU 67 | | | | | Ned Wulk Court | | | | |
|-----------------------------------|----|-----|----|-----|----------------|----|----|----|--|
| Nov. 18, 2006 | | | | | Tempe, Ariz. | | | | |
| Portland State Vikings (2-2) - 71 | | | | | | | | | |
| Name-min | fg | fga | ft | fta | o/tr | pf | a | tp | |
| Kamara-31 | 6 | 10 | 4 | 5 | 2/4 | 2 | 1 | 18 | |
| Morrison-31 | 5 | 9 | 6 | 9 | 1/8 | 3 | 0 | 16 | |
| Huff-28 | 2 | 3 | 5 | 7 | 1/2 | 3 | 1 | 9 | |
| Sommer-32 | 0 | 1 | 6 | 8 | 1/3 | 3 | 5 | 6 | |
| Lucas-31 | 4 | 8 | 2 | 5 | 2/3 | 3 | 5 | 11 | |
| Thomas-9 | 0 | 3 | 1 | 2 | 2/4 | 2 | 0 | 1 | |
| Smith-10 | 0 | 1 | 0 | 0 | 0/2 | 1 | 1 | 0 | |
| Hafford-15 | 3 | 6 | 0 | 0 | 2/2 | 0 | 1 | 8 | |
| Coston-5 | 1 | 3 | 0 | 0 | 1/1 | 1 | 0 | 2 | |
| Jenkins-8 | 0 | 0 | 0 | 0 | 0/2 | 2 | 0 | 0 | |
| Team | | | | | 1/4 | | | | |
| Totals | 21 | 44 | 24 | 36 | 13/35 | 20 | 14 | 71 | |

| Arizona State Sun Devils (1-2) - 67 | | | | | | | | | | | | |
|-------------------------------------|----|-----|----|-------|-------|----|----|----|--|--|--|--|
| Name-min | fg | fga | ft | fta | o/tr | pf | a | tp | | | | |
| Pendergraph-36 | 15 | 1 | 1 | 10/13 | 3 | 0 | 21 | | | | | |
| Angouneau-17 | 4 | 2 | 3 | 3/5 | 5 | 1 | 4 | | | | | |
| Aitaheneu-31 | 2 | 6 | 1 | 1/0 | 1 | 8 | 5 | | | | | |
| Polk-27 | 7 | 17 | 3 | 3/2 | 4 | 1 | 20 | | | | | |
| Ship-32 | 3 | 8 | 4 | 6 | 1/3 | 4 | 11 | | | | | |
| Morill-14 | 0 | 2 | 1 | 2 | 1/3 | 3 | 0 | | | | | |
| Glasser-14 | 0 | 4 | 0 | 0/1 | 1 | 3 | 0 | | | | | |
| Jones-22 | 1 | 2 | 2 | 5/2 | 0 | 5 | 5 | | | | | |
| Odunfua-4 | 0 | 1 | 0 | 0/0 | 0 | 0 | 0 | | | | | |
| Claudio-3 | 0 | 0 | 0 | 0/0 | 1 | 0 | 0 | | | | | |
| Team | | | | 2/4 | | | | | | | | |
| Totals | 24 | 59 | 14 | 21 | 17/33 | 27 | 15 | 67 | | | | |

2006-2007 BOX SCORES



ASU 66, Northern Colorado 51 Nov. 28, 2006

Ned Wulk Court
Tempe, Ariz.

| Northern Colorado Bears (1-6) - 51 | | | | | | | | | |
|------------------------------------|----|-----|----|-----|-------|----|----|----|--|
| Name-min | fg | fga | ft | fta | o/r | pf | a | tp | |
| Birden-18 | 2 | 7 | 0 | 0 | 2/2 | 3 | 0 | 4 | |
| Archibekue-11 | 3 | 4 | 1 | 2 | 2/3 | 5 | 0 | 7 | |
| Talbi-22 | 3 | 6 | 0 | 0 | 0/1 | 2 | 4 | 7 | |
| Figures-21 | 2 | 3 | 0 | 0 | 0/1 | 2 | 0 | 5 | |
| Anderson-8 | 0 | 0 | 0 | 0 | 0/0 | 0 | 1 | 0 | |
| Lowe-18 | 2 | 8 | 2 | 2 | 1/2 | 2 | 1 | 6 | |
| Kline-20 | 2 | 3 | 0 | 0 | 0/2 | 2 | 1 | 6 | |
| Moore-23 | 2 | 5 | 0 | 0 | 3/4 | 3 | 3 | 4 | |
| Panagiotakopoulos-140 | 2 | 2 | 0 | 0 | 0/0 | 3 | 2 | 0 | |
| Clark-9 | 1 | 4 | 0 | 1 | 3/6 | 0 | 0 | 3 | |
| Mason-12 | 1 | 4 | 1 | 4 | 1/2 | 2 | 0 | 3 | |
| Kaba-24 | 2 | 5 | 2 | 3 | 0/4 | 3 | 0 | 6 | |
| Team | | | | | 2/2 | | | | |
| Totals | 20 | 51 | 6 | 12 | 14/29 | 27 | 12 | 51 | |

| Arizona State Sun Devils (4-2) - 66 | | | | | | | | | |
|-------------------------------------|----|-----|----|-----|-------|----|----|----|--|
| Name-min | fg | fga | ft | fta | o/r | pf | a | tp | |
| Pendergraph-26 | 3 | 5 | 2 | 3 | 5/8 | 4 | 1 | 8 | |
| Angounou-30 | 4 | 9 | 3 | 4 | 8/13 | 4 | 3 | 12 | |
| Glasser-14 | 0 | 1 | 0 | 0 | 0/0 | 1 | 1 | 0 | |
| Polk-36 | 9 | 18 | 0 | 0 | 0/3 | 1 | 3 | 22 | |
| Shipp-32 | 3 | 10 | 2 | 2 | 1/2 | 2 | 3 | 8 | |
| Atuahene-29 | 2 | 3 | 4 | 9 | 5/10 | 2 | 4 | 8 | |
| Alridge-1 | 0 | 0 | 0 | 0 | 0/0 | 0 | 0 | 0 | |
| Jones-8 | 0 | 0 | 0 | 0 | 0/0 | 2 | 0 | 0 | |
| Odufuwa-8 | 0 | 0 | 0 | 0 | 0/1 | 1 | 0 | 0 | |
| Seay-9 | 2 | 5 | 1 | 2 | 2/3 | 1 | 0 | 2 | |
| Claudio-7 | 0 | 1 | 2 | 4 | 1/2 | 1 | 0 | 6 | |
| Team | | | | | 0/1 | | | | |
| Totals | 23 | 52 | 14 | 24 | 22/43 | 19 | 15 | 66 | |

Halftime- ASU 43, NCU 23. Three-pointers- ASU 6-10 (Angounou 1-2, Glasser 0-1, Polk 4-9, Shipp 0-4, Seay 1-3), NCU 5-16 (Birden 0-2, Talbi 1-3, Figures 1-2, Kline 2-3, Moore 0-1, Panagiotakopoulos 0-2, Clark 1-2, Kaba 0-1). Turnovers- ASU 20, NCU 21. Blocked Shots- ASU 6 (Angounou 2), NCU 1. Steals- ASU 7 (Angounou 3, Shipp 2, Seay 2), NCU 6 (Moore 2). Attendance: 4,836. Officials: Bruce Hicks, Rick Batsell, Frank Harvey.

Notes: ASU had 22 offensive rebounds, its most since it had 25 vs. Valparaiso on Dec. 29, 2004, as part of 54 games. ASU held UNC to just 9-of-25 (.360) from the field in the second half. ASU jumped out to a 23-8 lead at the 12:44 mark as Christian Polk had 10 points within the first six minutes. ASU was 5-of-10 (.500) from the three-point stripe in the first half. ASU's 43 first-half points was a season-high. ASU's 19 assists ended as tied for a season-high (vs. Iowa).

ASU 71, North Carolina A & T 66 Dec. 21, 2006

Ned Wulk Court
Sleep America Classic/Tempe, Ariz.

| North Carolina A & T (3-7) - 66 | | | | | | | | | |
|---------------------------------|----|-----|----|-----|-------|----|----|----|--|
| Name-min | fg | fga | ft | fta | o/r | pf | a | tp | |
| Chaplin-25 | 2 | 7 | 5 | 6 | 1/3 | 3 | 0 | 10 | |
| Roberts-21 | 0 | 2 | 1 | 4 | 1/5 | 3 | 0 | 1 | |
| Ewing-29 | 2 | 11 | 7 | 7 | 0/4 | 2 | 3 | 12 | |
| Booth-29 | 4 | 6 | 0 | 0 | 1/3 | 2 | 4 | 8 | |
| Hernandez-13 | 1 | 4 | 0 | 0 | 1/4 | 0 | 0 | 2 | |
| Rush-26 | 1 | 8 | 2 | 3 | 0/2 | 3 | 1 | 5 | |
| Nelson-15 | 2 | 4 | 1 | 1 | 0/1 | 2 | 1 | 5 | |
| Wilson-15 | 3 | 5 | 0 | 0 | 1/1 | 2 | 0 | 8 | |
| Wills-27 | 5 | 11 | 5 | 8 | 5/7 | 4 | 1 | 15 | |
| Team | | | | | 1/2 | | | | |
| Totals | 20 | 58 | 21 | 29 | 11/32 | 21 | 10 | 66 | |

| Arizona State Sun Devils (6-4) - 71 | | | | | | | | | |
|-------------------------------------|----|-----|----|-----|-------|----|----|----|--|
| Name-min | fg | fga | ft | fta | o/r | pf | a | tp | |
| Pendergraph-27 | 2 | 3 | 5 | 6 | 3/11 | 4 | 0 | 9 | |
| Angounou-36 | 3 | 10 | 0 | 0 | 3/10 | 2 | 4 | 4 | |
| Atuahene-40 | 6 | 10 | 6 | 16 | 8/11 | 1 | 3 | 18 | |
| Polk-25 | 3 | 10 | 0 | 0 | 0/2 | 5 | 2 | 8 | |
| Shipp-26 | 2 | 7 | 0 | 0 | 2/4 | 3 | 0 | 5 | |
| Morill-4 | 0 | 0 | 3 | 4 | 1/2 | 0 | 0 | 4 | |
| Glasser-26 | 5 | 10 | 1 | 1 | 0/2 | 4 | 2 | 16 | |
| Jones-3 | 0 | 1 | 0 | 0 | 0/0 | 0 | 0 | 0 | |
| Seay-13 | 2 | 5 | 0 | 0 | 1/7 | 4 | 3 | 4 | |
| Team | | | | | 0/1 | | | | |
| Totals | 23 | 56 | 15 | 27 | 18/50 | 23 | 14 | 71 | |

Halftime- NCAT 35, ASU 32. Three-pointers- ASU 10-35 (Angounou 2-9, Atuahene 0-1, Polk 2-7, Shipp 1-6, Glasser 5-9, Jones 0-1, Seay 0-2), NCAT 5-21 (Chaplin 1-3, Ewing 1-3, Booth 0-1, Rush 1-7, Nelson 0-2, Wilson 2-3). Turnovers- ASU 20, NCAT 12. Blocked Shots- ASU 6 (Seay 2), NCAT 0. Steals- ASU 4 (Angounou 2), NCAT 8 (Ewing 2, Hernandez 2). Attendance: 4,331. Officials: Tom Wood, Michael Reed, Randy Burkhardt.

Notes: ASU had three players get double digit rebounds, as Jeff Pendergraph and Antwi Atuahene each grabbed 11 and Serge Angounou had 10. Antwi Atuahene became the first Sun Devil to play 40 minutes in a game on the year. ASU had a season-high 50 rebounds, its most since it had 50 vs. Valparaiso on Dec. 29, 2004. ASU had 18 second-half points while the Aggies had just five. The 71 points ended as tied for a season-high (also vs. NAU). ASU had a 24-9 rebounding edge in the second half.

Minnesota 66, ASU 63 Dec. 2, 2006

Williams Arena
Minneapolis, Minn.

| Arizona State Sun Devils (4-3) - 63 | | | | | | | | | |
|-------------------------------------|----|-----|----|-----|-------|----|----|----|--|
| Name-min | fg | fga | ft | fta | o/r | pf | a | tp | |
| Angounou-29 | 2 | 8 | 2 | 2 | 3/10 | 4 | 1 | 7 | |
| Pendergraph-33 | 6 | 13 | 7 | 8 | 5/11 | 2 | 1 | 19 | |
| Polk-30 | 6 | 16 | 1 | 2 | 1/3 | 4 | 1 | 16 | |
| Shipp-30 | 2 | 8 | 1 | 3 | 0/2 | 2 | 0 | 6 | |
| Atuahene-27 | 2 | 5 | 1 | 5 | 0/2 | 2 | 0 | 6 | |
| Odufuwa-7 | 0 | 0 | 2 | 2 | 1/2 | 3 | 1 | 2 | |
| Morill-11 | 1 | 2 | 2 | 4 | 1/1 | 0 | 1 | 4 | |
| Jones-16 | 1 | 1 | 0 | 0 | 0/2 | 0 | 1 | 2 | |
| Glasser-13 | 0 | 0 | 0 | 0 | 0/1 | 0 | 3 | 0 | |
| Seay-4 | 1 | 1 | 0 | 0 | 0/1 | 1 | 1 | 2 | |
| Team | | | | | 4/5 | | | | |
| Totals | 21 | 54 | 16 | 26 | 15/40 | 18 | 15 | 63 | |

| Minnesota Golden Gophers (3-5) - 66 | | | | | | | | | |
|-------------------------------------|----|-----|----|-----|------|----|----|----|--|
| Name-min | fg | fga | ft | fta | o/r | pf | a | tp | |
| Smith-19 | 2 | 5 | 0 | 0 | 0/0 | 3 | 0 | 4 | |
| Coleman-31 | 6 | 8 | 2 | 5 | 1/3 | 3 | 4 | 15 | |
| Tollackson-28 | 4 | 9 | 2 | 3 | 2/3 | 4 | 1 | 10 | |
| McKenzie-33 | 8 | 15 | 1 | 3 | 0/3 | 2 | 0 | 20 | |
| Payton-28 | 0 | 1 | 0 | 0 | 0/3 | 3 | 9 | 0 | |
| Wilson-21 | 2 | 5 | 0 | 0 | 0/2 | 1 | 2 | 5 | |
| Williams-16 | 3 | 3 | 0 | 2 | 0/5 | 3 | 0 | 6 | |
| Abu-Shamala-20 | 1 | 5 | 3 | 4 | 2/5 | 0 | 0 | 6 | |
| Webster-1 | 0 | 0 | 0 | 0 | 0/0 | 1 | 0 | 0 | |
| Johnson-3 | 0 | 0 | 0 | 0 | 0/1 | 1 | 0 | 0 | |
| Team | | | | | 1/5 | | | | |
| Totals | 26 | 51 | 8 | 17 | 6/30 | 21 | 16 | 66 | |

Halftime- MINN 32, ASU 30. Three-pointers- ASU 5-18 (Angounou 1-5, Polk 3-10, Shipp 1-2, Atuahene 0-1), MINN 6-16 (Smith 0-1, Coleman 1-1, McKenzie 3-9, Wilson 1-3, Abu-Shamala 1-2). Turnovers- ASU 15, MINN 14. Blocked Shots- ASU 2 (Shipp 2), MINN 8 (McKenzie 2, Payton 2, Williams 2). Steals- ASU 11 (Pendergraph 3, Shipp 3, Polk 2, Atuahene 2), MINN 8 (Tollackson 2, Payton 2). Attendance: 10,198. Officials: Donnie Gray, William Kaminski, Brad Pressentin.

Notes: Minnesota led 59-40 at the 7:38 mark before ASU closed the gap with a 23-7 run, which included a Jerren Shipp three-pointer with 14 seconds left that cut the lead to 65-63. Shipp had a three-pointer at the buzzer to tie but hit the front of the rim. Minnesota did not score a field goal after the 7:47 mark. ASU was 9-of-16 (.562) from the free throw line in the second half. Minnesota was 12-of-21 (.571) from the field in the second half. Jeff Pendergraph had 14 points in the first-half on 6-of-8 shooting.

Davidson 75, ASU 70 Dec. 22, 2006

Ned Wulk Court
Sleep America Classic/Tempe, Ariz.

| Davidson Wildcats (11-3) - 75 | | | | | | | | | |
|-------------------------------|----|-----|----|-----|------|----|----|----|--|
| Name-min | fg | fga | ft | fta | o/r | pf | a | tp | |
| Meno-27 | 3 | 9 | 2 | 2 | 0/5 | 5 | 1 | 8 | |
| Sander-28 | 6 | 11 | 0 | 0 | 1/2 | 4 | 0 | 14 | |
| Richards-39 | 8 | 13 | 5 | 10 | 0/2 | 0 | 3 | 25 | |
| Gosselin-25 | 1 | 2 | 3 | 3 | 1/3 | 2 | 3 | 5 | |
| Curry-18 | 4 | 8 | 1 | 2 | 0/2 | 4 | 4 | 10 | |
| Archambault-23 | 2 | 5 | 0 | 0 | 1/5 | 1 | 0 | 5 | |
| Rossiter-10 | 0 | 1 | 0 | 0 | 0/1 | 2 | 0 | 0 | |
| Barr-13 | 1 | 1 | 3 | 4 | 0/0 | 3 | 0 | 5 | |
| Lovedale-17 | 1 | 4 | 1 | 2 | 1/5 | 0 | 0 | 3 | |
| Team | | | | | 1/2 | | | | |
| Totals | 26 | 53 | 14 | 23 | 6/27 | 21 | 11 | 75 | |

| Arizona State Sun Devils (6-5) - 70 | | | | | | | | | |
|-------------------------------------|----|-----|----|-----|-------|----|----|----|--|
| Name-min | fg | fga | ft | fta | o/r | pf | a | tp | |
| Pendergraph-37 | 7 | 9 | 3 | 5 | 7/12 | 4 | 1 | 17 | |
| Angounou-28 | 5 | 7 | 5 | 6 | 3/12 | 3 | 2 | 17 | |
| Atuahene-27 | 2 | 4 | 0 | 2 | 3/5 | 3 | 3 | 4 | |
| Polk-28 | 4 | 17 | 6 | 6 | 1/2 | 3 | 1 | 16 | |
| Shipp-24 | 1 | 4 | 2 | 3 | 1/4 | 1 | 0 | 4 | |
| Morill-12 | 1 | 1 | 3 | 4 | 0/1 | 0 | 0 | 5 | |
| Glasser-34 | 3 | 13 | 0 | 0 | 1/2 | 3 | 5 | 7 | |
| Jones-8 | 0 | 1 | 0 | 0 | 0/1 | 3 | 1 | 0 | |
| Odufuwa-2 | 0 | 1 | 0 | 0 | 0/0 | 1 | 0 | 0 | |
| Team | | | | | 1/3 | | | | |
| Totals | 23 | 57 | 19 | 26 | 17/42 | 21 | 13 | 70 | |

Halftime- DAV 36, ASU 31. Three-pointers- ASU 5-20 (Angounou 2-3, Polk 2-10, Shipp 0-2, Glasser 1-4, Jones 0-1), DAV 9-17 (Meno 0-2, Sander 2-3, Richards 4-5, Gosselin 1-1, Curry 1-3, Archambault 1-3). Turnovers- ASU 14, DAV 8. Blocked Shots- ASU 2, DAV 2 (Angounou 2). Steals- ASU 3 (Angounou 2), DAV 5. Attendance: 4,113. Officials: Tom Wood, Michael Reed, Randy Burkhardt.

Notes: Davidson led 65-45 at the 8:25 mark before ASU went on a 12-0 run over the next 2:27. ASU cut the deficit to 73-70 with under 30 seconds left. ASU outrebounded Davidson by 15 and did not allow the Wildcats an offensive rebound in the first half. Davidson shot 13-of-25 (.520) in the first half including 5-of-9 (.556) from the three-point stripe. ASU is now 66-14 (.825) in the 40-year history of its holiday tournament and has advanced to the championship 32 of the past 33 seasons. Davidson played in the 2006 NCAA Tournament. Davidson had just eight turnovers in the game, including just three in the first half.

Xavier 76, ASU 58 Dec. 16, 2006

Cintas Center
Cincinnati, Ohio


| Arizona State Sun Devils (4-4) - 58 | | | | | | | | | |
|-------------------------------------|----|-----|----|-----|-------|----|----|----|--|
| Name-min | fg | fga | ft | fta | o/r | pf | a | tp | |
| Pendergraph-28 | 5 | 4 | 7 | 4/5 | 4 | 0 | 10 | 0 | |
| Angounou-37 | 9 | 16 | 0 | 1 | 3/7 | 3 | 3 | 23 | |
| Atuahene-37 | 4 | 8 | 7 | 9 | 0/2 | 3 | 7 | 15 | |
| Polk-28 | 1 | 10 | 1 | 2 | 0/6 | 3 | 0 | 4 | |
| Shipp-36 | 1 | 5 | 0 | 2 | 0/1 | 4 | 1 | 2 | |
| Morill-6 | 0 | 2 | 0 | 0 | 2/2 | 0 | 0 | 0 | |
| Glasser-5 | 0 | 0 | 0 | 0 | 0/0 | 0 | 0 | 0 | |
| Jones-1 | 0 | 0 | 0 | 0 | 0/0 | 0 | 0 | 0 | |
| Odufuwa-2 | 0 | 0 | 0 | 0 | 0/0 | 0 | 0 | 0 | |
| Seay-20 | 1 | 7 | 2 | 2 | 1/3 | 3 | 0 | 4 | |
| Team | | | | | 2/3 | | | | |
| Totals | 19 | 53 | 14 | 23 | 12/29 | 20 | 11 | 58 | |

| | | | | | | | | |
|-------------|----|----|----|-----|------|----|----|----|
| Duncan-24 | 2 | 4 | 3 | 3 | 2/6 | 4 | 2 | 7 |
| Cage-35 | 4 | 8 | 8 | 9 | 3/7 | 3 | 0 | 17 |
| Doellman-29 | 7 | 12 | 4 | 4 | 1/6 | 1 | 2 | 19 |
| Lavender-25 | 0 | 1 | 2 | 2 | 0/0 | 1 | 2 | 2 |
| Burrell-35 | 5 | 14 | 1 | 2 | 0/2 | 2 | 2 | 12 |
| Graves-5 | 1 | 1 | 0 | 0 | 0/0 | 0 | 0 | 2 |
| Brown-13 | 2 | 2 | 3 | 4 | 1/4 | 2 | 1 | 7 |
| Raymond-4 | 0 | 1 | 0 | 0 | 0/0 | 2 | 0 | 0 |
| Wolf-15 | 3 | 2 | 2 | 0/2 | 2 | 5 | 8 | 0 |
| Love-1 | 0 | 0 | 0 | 0 | 0/0 | 0 | 0 | 0 |
| Team | 1 | 2 | 0 | 0 | 0/3 | 3 | 0 | 2 |
| Coale | | | | | 1/3 | | | |
| Totals | 24 | 48 | 23 | 26 | 8/33 | 20 | 14 | 76 |

Halftime- XU 38, ASU 26. Three-pointers- ASU 6-21
(Burrell 2-3, Doellman 2-3, Brown 1-1, Wolf 1-1, Graves 0-0)



2006-2007 BOX SCORES



Allen Morill earned his degree during the 2006-2007 season and played in 86 games in his career.

Washington State 75, ASU 55 Jan. 4, 2007

| Arizona State Sun Devils (6-8; 0-3) - 55 | | | | | | | | | |
|--|----|-----|----|-----|------|----|---|----|--|
| Name-min | fg | fga | ft | fta | o/tr | pf | a | tp | |
| Pendergraph-32 | 8 | 8 | 0 | 2 | 1/7 | 4 | 1 | 16 | |
| Angounou-28 | 0 | 3 | 0 | 0 | 0/0 | 0 | 0 | 0 | |
| Atuahene-28 | 3 | 7 | 1 | 1 | 2/6 | 1 | 1 | 7 | |
| Glasser-32 | 3 | 8 | 1 | 2 | 1/4 | 1 | 3 | 7 | |
| Polk-30 | 4 | 8 | 2 | 2 | 0/1 | 3 | 4 | 13 | |
| Morill-11 | 3 | 3 | 0 | 0 | 0/0 | 2 | 0 | 7 | |
| Jones-10 | 0 | 0 | 0 | 0 | 0/0 | 0 | 0 | 0 | |
| Odufuwa-7 | 1 | 2 | 0 | 0 | 1/2 | 0 | 0 | 2 | |
| Seay-1 | 0 | 0 | 0 | 0 | 0/0 | 0 | 0 | 0 | |
| Claudino-2 | 0 | 1 | 0 | 0 | 0/1 | 0 | 0 | 0 | |
| Shipp-19 | 1 | 2 | 0 | 0 | 0/2 | 3 | 0 | 3 | |
| Team | | | | | 0/1 | | | | |
| Totals | 23 | 42 | 4 | 7 | 5/24 | 14 | 9 | 55 | |

| Washington State Cougars (13-2; 2-1) - 75 | | | | | | | | | |
|---|----|-----|----|-----|------|----|----|----|--|
| Name-min | fg | fga | ft | fta | o/tr | pf | a | tp | |
| Harmeling-28 | 4 | 6 | 2 | 2 | 0/2 | 1 | 1 | 13 | |
| Cowgill-29 | 6 | 12 | 4 | 5 | 3/5 | 1 | 0 | 16 | |
| Low-34 | 5 | 7 | 0 | 1 | 0/3 | 1 | 7 | 14 | |
| Koprivica-17 | 1 | 6 | 0 | 0 | 0/1 | 2 | 2 | 3 | |
| Weaver-29 | 1 | 3 | 6 | 7 | 1/4 | 3 | 7 | 8 | |
| Hopson-3 | 0 | 0 | 0 | 0 | 0/0 | 0 | 0 | 0 | |
| Matthews-4 | 0 | 0 | 0 | 0 | 0/0 | 0 | 0 | 0 | |
| Rochestie-20 | 1 | 2 | 0 | 0 | 0/0 | 0 | 3 | 2 | |
| Cross-1 | 0 | 0 | 0 | 0 | 0/0 | 0 | 0 | 0 | |
| Clark-21 | 4 | 7 | 0 | 2 | 1/2 | 2 | 0 | 8 | |
| Forrest-14 | 4 | 5 | 3 | 3 | 0/2 | 0 | 0 | 11 | |
| Team | | | | | 1/2 | | | | |
| Totals | 26 | 48 | 15 | 20 | 6/21 | 10 | 20 | 75 | |

Halftime- WSU 37, ASU 33. Three-pointers- ASU 5-16 (Angounou 0-3, Atuahene 0-1, Glasser 0-4, Polk 3-5, Morill 1-1, Shipp 1-2), WSU 8-16 (Harmeling 3-4, Low 4-6, Koprivica 1-4, Rochestie 0-1, Forrest 0-1). Turnovers- ASU 16, WSU 6. Blocked Shots- ASU 0, WSU 0. Steals- ASU 3, WSU 10 (Harmeling 2, Cowgill 2, Low 2, Clark 2). Attendance: 2,504. Officials: Don McAllister, Randy Burkhardt, Frank Harvey.

Notes: ASU is now 11-18 (.379) in Pullman and has not won there since an 87-54 win on Feb. 6, 2003, a streak of four straight losses...ASU shot 61.9 percent in the first half (13-of-21) but still trailed by four...ASU shot 54.8 percent from the floor...WSU got 21 points and 63 minutes from its bench...ASU was just 4-of-17 (23.5%) from the foul line...WSU made six three-pointers in the first half...WSU's 54.2 percent shooting was a season-best against ASU and its six turnovers was an opponent low.

#24 Washington Huskies (11-4; 1-3) - 64 Jan. 6, 2007

| Arizona State Sun Devils (6-9; 0-4) - 53 | | | | | | | | | |
|--|---|---|--|--|--|----------------------------------|-------------------------|----|--|
| Name-min | fg | fga | ft | fta | o/tr | pf | a | tp | |
| Pendergraph-35 <td>8<td>13<td>2<td>3<td>3/8<td>4<td>2<td>18</td><td></td></td></td></td></td></td></td></td> | 8 <td>13<td>2<td>3<td>3/8<td>4<td>2<td>18</td><td></td></td></td></td></td></td></td> | 13 <td>2<td>3<td>3/8<td>4<td>2<td>18</td><td></td></td></td></td></td></td> | 2 <td>3<td>3/8<td>4<td>2<td>18</td><td></td></td></td></td></td> | 3 <td>3/8<td>4<td>2<td>18</td><td></td></td></td></td> | 3/8 <td>4<td>2<td>18</td><td></td></td></td> | 4 <td>2<td>18</td><td></td></td> | 2 <td>18</td> <td></td> | 18 | |
| Angounou-31 <td>1<td>5<td>0<td>0<td>6/7<td>5<td>1<td>3</td><td></td></td></td></td></td></td></td></td> | 1 <td>5<td>0<td>0<td>6/7<td>5<td>1<td>3</td><td></td></td></td></td></td></td></td> | 5 <td>0<td>0<td>6/7<td>5<td>1<td>3</td><td></td></td></td></td></td></td> | 0 <td>0<td>6/7<td>5<td>1<td>3</td><td></td></td></td></td></td> | 0 <td>6/7<td>5<td>1<td>3</td><td></td></td></td></td> | 6/7 <td>5<td>1<td>3</td><td></td></td></td> | 5 <td>1<td>3</td><td></td></td> | 1 <td>3</td> <td></td> | 3 | |
| Atuahene-33 <td>2<td>6<td>5<td>6<td>1/2<td>2<td>0<td>10</td><td></td></td></td></td></td></td></td></td> | 2 <td>6<td>5<td>6<td>1/2<td>2<td>0<td>10</td><td></td></td></td></td></td></td></td> | 6 <td>5<td>6<td>1/2<td>2<td>0<td>10</td><td></td></td></td></td></td></td> | 5 <td>6<td>1/2<td>2<td>0<td>10</td><td></td></td></td></td></td> | 6 <td>1/2<td>2<td>0<td>10</td><td></td></td></td></td> | 1/2 <td>2<td>0<td>10</td><td></td></td></td> | 2 <td>0<td>10</td><td></td></td> | 0 <td>10</td> <td></td> | 10 | |
| Glasser-35 <td>4<td>12<td>4<td>5<td>0/2<td>3<td>4<td>13</td><td></td></td></td></td></td></td></td></td> | 4 <td>12<td>4<td>5<td>0/2<td>3<td>4<td>13</td><td></td></td></td></td></td></td></td> | 12 <td>4<td>5<td>0/2<td>3<td>4<td>13</td><td></td></td></td></td></td></td> | 4 <td>5<td>0/2<td>3<td>4<td>13</td><td></td></td></td></td></td> | 5 <td>0/2<td>3<td>4<td>13</td><td></td></td></td></td> | 0/2 <td>3<td>4<td>13</td><td></td></td></td> | 3 <td>4<td>13</td><td></td></td> | 4 <td>13</td> <td></td> | 13 | |
| Polk-35 <td>1<td>5<td>2<td>2<td>0/2<td>3<td>1<td>5</td><td></td></td></td></td></td></td></td></td> | 1 <td>5<td>2<td>2<td>0/2<td>3<td>1<td>5</td><td></td></td></td></td></td></td></td> | 5 <td>2<td>2<td>0/2<td>3<td>1<td>5</td><td></td></td></td></td></td></td> | 2 <td>2<td>0/2<td>3<td>1<td>5</td><td></td></td></td></td></td> | 2 <td>0/2<td>3<td>1<td>5</td><td></td></td></td></td> | 0/2 <td>3<td>1<td>5</td><td></td></td></td> | 3 <td>1<td>5</td><td></td></td> | 1 <td>5</td> <td></td> | 5 | |
| Morill-13 <td>0<td>3<td>1<td>2<td>1/3<td>2<td>1<td>1</td><td></td></td></td></td></td></td></td></td> | 0 <td>3<td>1<td>2<td>1/3<td>2<td>1<td>1</td><td></td></td></td></td></td></td></td> | 3 <td>1<td>2<td>1/3<td>2<td>1<td>1</td><td></td></td></td></td></td></td> | 1 <td>2<td>1/3<td>2<td>1<td>1</td><td></td></td></td></td></td> | 2 <td>1/3<td>2<td>1<td>1</td><td></td></td></td></td> | 1/3 <td>2<td>1<td>1</td><td></td></td></td> | 2 <td>1<td>1</td><td></td></td> | 1 <td>1</td> <td></td> | 1 | |
| Shipp-18 <td>1<td>5<td>0<td>0<td>1/3<td>1<td>0<td>3</td><td></td></td></td></td></td></td></td></td> | 1 <td>5<td>0<td>0<td>1/3<td>1<td>0<td>3</td><td></td></td></td></td></td></td></td> | 5 <td>0<td>0<td>1/3<td>1<td>0<td>3</td><td></td></td></td></td></td></td> | 0 <td>0<td>1/3<td>1<td>0<td>3</td><td></td></td></td></td></td> | 0 <td>1/3<td>1<td>0<td>3</td><td></td></td></td></td> | 1/3 <td>1<td>0<td>3</td><td></td></td></td> | 1 <td>0<td>3</td><td></td></td> | 0 <td>3</td> <td></td> | 3 | |
| Team <td colspan="9">1/3</td> | 1/3 | | | | | | | | |
| Totals | 17 | 49 | 14 | 18 | 13/30 | 20 | 9 | 53 | |

| #24 Washington Huskies (11-4; 1-3) - 64 | | | | | | | | | |
|---|-----|-----|----|-----|-------|----|----|----|--|
| Name-min | fg | fga | ft | fta | o/tr | pf | a | tp | |
| Brockman-34 | 4 | 8 | 8 | 9 | 5/10 | 1 | 1 | 16 | |
| Nelson-24 | 2 | 6 | 0 | 0 | 1/2 | 1 | 3 | 5 | |
| Hawes-32 | 4 | 12 | 1 | 1 | 3/7 | 3 | 2 | 9 | |
| Oliver-32 | 1 | 3 | 3 | 5 | 1/4 | 2 | 1 | 6 | |
| Appleby-34 | 7 | 10 | 0 | 0 | 0/1 | 1 | 2 | 20 | |
| Dentmon-19 | 1 | 4 | 3 | 4 | 0/3 | 2 | 4 | 5 | |
| Wallace-6 | 0 | 0 | 0 | 1 | 0/0 | 1 | 0 | 0 | |
| Gasser-1 | 0 | 0 | 0 | 0 | 0/0 | 0 | 0 | 0 | |
| Pondexter-18 | 1 | 4 | 1 | 2 | 0/3 | 4 | 1 | 3 | |
| Team | 2/2 | | | | | | | | |
| Totals | 20 | 47 | 16 | 22 | 12/32 | 15 | 14 | 64 | |

Halftime- UW 31, ASU 28. Three-pointers- ASU 5-21 (Pendergraph 0-1, Angounou 1-4, Atuahene 1-1, Glasser 1-6, Polk 1-4, Morill 0-2, Shipp 1-3), UW 8-13 (Nelson 1-3, Oliver 1-2, Appleby 0-8). Turnovers- ASU 15, UW 12. Blocked Shots- ASU 1, UW 2. Steals- ASU 2, UW 5 (Hawes 2). Attendance: 10,000. Officials: Michael Eggers, Chris Rastatter, Kevin Brill.

Notes: ASU shot just 26.9 percent (7-of-26) in the second half, including just 2-of-12 (16.7%) from the three-point stripe...Washington was 4-of-6 (66.7%) from the three-point stripe in the second half...UW outrebounded ASU, the first team to do that in seven games and just the third through 15 games...ASU has not won a game on the Washington road trip since the 2002-2003 season...ASU was 14-of-18 (.778) from the free throw line...the game was Herb Sendek's first against a ranked team as Sun Devil head coach...UW's 61.5 percent shooting (8-of-13) was an opponent's season-best.

#15 Oregon Ducks (15-1; 3-1) - 60 Jan. 11, 2007

| #15 Oregon Ducks (15-1; 3-1) - 60 | | | | | | | | | |
|-----------------------------------|----|-----|----|-----|-------|----|----|----|--|
| Name-min | fg | fga | ft | fta | o/tr | pf | a | tp | |
| Leunen-31 | 0 | 1 | 2 | 4 | 2/6 | 3 | 0 | 2 | |
| Brooks-40 | 5 | 12 | 3 | 4 | 1/4 | 2 | 5 | 16 | |
| Hairston-20 | 4 | 7 | 5 | 6 | 4/8 | 4 | 1 | 13 | |
| Taylor-34 | 6 | 11 | 3 | 4 | 2/3 | 1 | 4 | 16 | |
| Porter-24 | 3 | 8 | 0 | 0 | 0/0 | 1 | 2 | 7 | |
| Odia-6 | 0 | 1 | 0 | 0 | 0/0 | 0 | 0 | 0 | |
| Oguchi-23 | 0 | 2 | 0 | 0 | 0/2 | 1 | 0 | 0 | |
| Zahn-15 | 2 | 2 | 0 | 0 | 0/2 | 2 | 0 | 4 | |
| Catron-7 | 0 | 2 | 2 | 2 | 1/3 | 1 | 0 | 2 | |
| Team | | | | | 1/1 | | | | |
| Totals | 20 | 46 | 15 | 20 | 11/29 | 15 | 12 | 60 | |

| Arizona State Sun Devils (6-10; 0-5) - 55 | | | | | | | | | |
|--|----|-----|----|-----|-------|----|----|----|----|
| Name-min | fg | fga | ft | fta | o/tr | pf | a | tp | a |
| Pendergraph-28 <td>7</td> <td>8</td> <td>4</td> <td>4</td> <td>4/9</td> <td>2</td> <td>0</td> <td>2</td> <td>18</td> | 7 | 8 | 4 | 4 | 4/9 | 2 | 0 | 2 | 18 |
| Angounou-23 <td>1</td> <td>2</td> <td>0</td> <td>1</td> <td>3/6</td> <td>2</td> <td>0</td> <td>2</td> <td>20</td> | 1 | 2 | 0 | 1 | 3/6 | 2 | 0 | 2 | 20 |
| Atuahene-36 <td>3</td> <td>6</td> <td>0</td> <td>1</td> <td>1/3</td> <td>4</td> <td>3</td> <td>6</td> <td>6</td> | 3 | 6 | 0 | 1 | 1/3 | 4 | 3 | 6 | 6 |
| Glasser-35 <td>4</td> <td>14</td> <td>3</td> <td>4</td> <td>1/3</td> <td>1</td> <td>5</td> <td>12</td> <td>15</td> | 4 | 14 | 3 | 4 | 1/3 | 1 | 5 | 12 | 15 |
| Polk-25 <td>2</td> <td>6</td> <td>0</td> <td>0</td> <td>0/1</td> <td>2</td> <td>1</td> <td>5</td> <td>5</td> | 2 | 6 | 0 | 0 | 0/1 | 2 | 1 | 5 | 5 |
| Morill-28 <td>2</td> <td>4</td> <td>3</td> <td>4</td> <td>2/4</td> <td>1</td> <td>2</td> <td>7</td> <td>7</td> | 2 | 4 | 3 | 4 | 2/4 | 1 | 2 | 7 | 7 |
| Jones-2 <td>0</td> <td>0</td> <td>0</td> <td>0</td> <td>0/0</td> <td>0</td> <td>0</td> <td>0</td> <td>0</td> | 0 | 0 | 0 | 0 | 0/0 | 0 | 0 | 0 | 0 |
| Shipp-23 <td>1</td> <td>5</td> <td>2</td> <td>2</td> <td>0/2</td> <td>2</td> <td>0</td> <td>5</td> <td>5</td> | 1 | 5 | 2 | 2 | 0/2 | 2 | 0 | 5 | 5 |
| | | | | | 0/0 | | | | |
| Totals | 20 | 45 | 12 | 16 | 11/28 | 14 | 11 | 55 | 55 |

Halftime- UO 29, ASU 26. Three-pointers- ASU 3-15 (Angounou 0-1, Glasser 1-6, Polk 1-3, Morill 0-1, Shipp 1-4), UO 5-18 (Brooks 3-7, Taylor 1-3, Porter 1-5, Odia 0-1, Oguchi 0-2). Turnovers- ASU 11, UO 12. Blocked Shots- ASU 0, UO 1. Steals- ASU 3 (Glasser 2), UO 6 (Brooks 2). Attendance: 6,288. Officials: Dave Libbey, Deron White, Michael Greenstein.

Notes: ASU held Oregon to just 37.5 percent shooting in the second half (9-of-24) after the Ducks shot 50 percent (11-of-22) in the first half...Oregon led 50-35 at the 9:52 mark but ASU cut it to 54-51 with 4:16 left...ASU led 19-15 at the 10:09 mark of the first half...Jeff Pendergraph got his second foul at the 11:48 mark of the first half...ASU had just four second-half turnovers...Derek Glasser had five assists and no turnovers in 35 minutes...ASU's 4-3 against Oregon in Tempe in the past seven years...the game was Herb Sendek's first against a ranked team in Tempe...ASU's had a season-low three three-pointers.

Oregon State 67, ASU 59 Jan. 12, 2007

| Oregon State Beavers (9-9; 1-4) - 67 | | | | | | | | | |
|--------------------------------------|----|-----|----|-----|-------|----|----|----|--|
| Name-min | fg | fga | ft | fta | o/tr | pf | a | tp | |
| Jones-37 | 7 | 18 | 5 | 6 | 7/12 | 3 | 0 | 19 | |
| Cuic-38 | 7 | 14 | 4 | 6 | 2/3 | 2 | 2 | 20 | |
| Jeffers-14 | 1 | 1 | 0 | 0 | 2/4 | 5 | 1 | 2 | |
| Tarver, J-34 | 1 | 3 | 4 | 4 | 1/4 | 0 | 6 | 6 | |
| Washington-32 | 3 | 4 | 3 | 4 | 0/5 | 3 | 5 | 9 | |
| Tsarakis-6 | 0 | 1 | 0 | 0 | 0/0 | 1 | 0 | 0 | |
| Schaftenaar-4 | 0 | 2 | 0 | 0 | 1/3 | 0 | 0 | 0 | |
| Tarver, S-5 | 0 | 0 | 0 | 0 | 0/0 | 0 | 0 | 0 | |
| McGillis-25 | 3 | 7 | 0 | 0 | 0/3 | 2 | 2 | 8 | |
| Johnson-2 | 0 | 0 | 0 | 0 | 0/1 | 1 | 0 | 0 | |
| Svilar-3 | 1 | 2 | 0 | 0 | 0/0 | 1 | 0 | 3 | |
| Team | | | | | 0/0 | | | | |
| Totals | 23 | 52 | 16 | 20 | 13/22 | 18 | 16 | 67 | |

2006-2007 BOX SCORES



Washington 66, ASU 61 Feb. 1, 2007

| Washington Huskies (14-7; 4-6) - 66 | | Ned Wulk Court Tempe, Ariz. | |
|-------------------------------------|----------------------------|--------------------------------|--|
| Name-min | fg fga ft fta o/tr pf a tp | | |
| Brockman-32 | 5 7 5 6 2/12 | 2 1 15 | |
| Nelson-12 | 0 1 2 2 2/2 | 1 1 2 | |
| Wallace-11 | 0 0 0 0 0/1 | 1 1 0 | |
| Dentmon-37 | 5 13 3 5 4/5 | 1 3 13 | |
| Appleby-30 | 3 7 4 4 0/0 | 4 2 13 | |
| Oliver-9 | 0 1 0 0 1/1 | 0 1 0 | |
| Hawes-30 | 5 9 3 4 1/7 | 5 1 13 | |
| Burmeister-11 | 0 3 0 0 0/3 | 0 2 0 | |
| Gasser-6 | 0 0 2 2 0/0 | 2 1 2 | |
| Pndexter-22 | 4 6 0 0 0/1 | 2 2 8 | |
| Team | | 0/2 | |
| Totals | 22 47 19 23 10/34 | 18 8 66 | |

| Arizona State Sun Devils (6-15; 0-10) - 61 | | | |
|--|----------------------------|---------|--|
| Name-min | fg fga ft fta o/tr pf a tp | | |
| Morill-30 | 3 5 4 4 0/3 | 1 3 10 | |
| Pendergraph-37 | 2 5 7 7 5/8 | 4 0 11 | |
| Glasser-24 | 1 8 2 2 0/3 | 1 1 4 | |
| Jones-11 | 0 1 0 0 0/0 | 0 0 0 | |
| Shipp-33 | 2 5 5 5 1/5 | 2 0 10 | |
| Atuahene-22 | 1 6 5 6 1/5 | 5 3 8 | |
| Polk-31 | 7 16 0 1 0/1 | 3 0 18 | |
| Angounou-12 | 0 1 0 0 0/0 | 0 1 0 | |
| Team | | 2/2 | |
| Totals | 16 47 23 26 9/27 | 18 8 61 | |

Halftime- UW 44, ASU 21. Three-pointers- ASU 6-23 (Morill 0-1, Glasser 0-4, Polk 4-10, Shipp 1-3, Atuahene 1-3, Jones 0-1, Angounou 0-1), UW 3-15 (Nelson 0-1, Dentmon 0-2, Appleby 3-6, Oliver 0-1, Burmeister 0-3, Pndexter 0-2). Turnovers- ASU 15, UW 19. Blocked Shots- ASU 3, UW 3. Steals- ASU 9 (Morill 2, Shipp 4), UW 8 (Wallace 2, Hawes 2). Attendance: 7,164. Officials: Michael Reed, Martin Cota, Deron White.

Notes: Washington's biggest lead was 40-16 at the 3:02 mark of the first half but ASU cut the lead to 61-58 at the 1:14 mark. ... ASU outscored the Huskies 40-22 in the second half despite shooting 9-of-25 (.360) from the field. ... ASU held Washington to just 5-of-21 (.238) from the field in the second half. ... the Sun Devils hit all 20 free throws in the second half. ... ASU forced 19 turnovers, 13 in the second half. ... ASU had nine steals in the second half, four by Jerren Shipp. ... ASU shot a season-best .885 from the free throw line (23-of-26). ... Herb Sendek was ejected at the 13:16 mark of the second half.

#5 UCLA 67, ASU 61 Feb. 15, 2007

| #5 UCLA Bruins (22-3; 11-2) - 67 | | Ned Wulk Court Tempe, Ariz. | |
|----------------------------------|----------------------------|--------------------------------|--|
| Name-min | fg fga ft fta o/tr pf a tp | | |
| Shipp-25 | 1 5 4 6 1/3 | 1 6 6 | |
| Mbah a Moute-340 | 6 0 0 0 2/7 | 2 3 0 | |
| Mata-21 | 5 6 0 1 3/4 | 3 0 10 | |
| Affalo-37 | 7 13 6 6 0/3 | 1 0 24 | |
| Roll-15 | 3 5 0 0 1/1 | 0 0 7 | |
| Aboya-19 | 1 1 0 1 4/6 | 5 0 2 | |
| Wright-3 | 0 0 0 0 0/0 | 0 0 0 | |
| Westbrook-5 | 0 1 0 0 0/0 | 2 1 0 | |
| Keefe-4 | 0 1 0 0 1/2 | 0 0 0 | |
| Team | | 0/5 | |
| Totals | 24 53 11 17 12/28 | 16 13 67 | |

| Arizona State Sun Devils (6-19; 0-14) - 61 | | | |
|--|----------------------------|----------|--|
| Name-min | fg fga ft fta o/tr pf a tp | | |
| Morill-31 | 4 11 3 6 3/6 | 3 4 11 | |
| Pendergraph-32 | 6 9 2 3 1/5 | 3 1 14 | |
| Glasser-27 | 2 4 2 2 1/2 | 2 6 7 | |
| Polk-33 | 4 9 0 0 0/3 | 2 1 9 | |
| Shipp-39 | 3 8 2 2 2/5 | 3 3 10 | |
| Angounou-17 | 2 4 0 0 0/0 | 3 0 5 | |
| Atuahene-19 | 2 3 1 2 3/6 | 3 2 5 | |
| Jones-2 | 0 0 0 0 0/0 | 0 0 0 | |
| Team | | 0/1 | |
| Totals | 23 48 10 15 10/27 | 19 17 61 | |

Halftime- UCLA 34, ASU 31. Three-pointers- ASU 5-12 (Morill 0-1, Glasser 1-1, Polk 1-4, Shipp 2-4, Angounou 1-2), UCLA 8-22 (Affalo 4-10, Shipp 0-3, Collision 3-7, Roll 1-2). Turnovers- ASU 9, UCLA 11. Blocked Shots- ASU 3 (Angounou 2), UCLA 5 (Mbah a Moute 3, Mata 2). Steals- ASU 5 (Glasser 2), UCLA 5 (Collision 2). Attendance: 8,071. Officials: Bob Staffen, Frank Harvey III, Randy McCall.

Notes: ASU led 49-39 with under ten minutes to play but UCLA went on a 28-12 run in the final 10:24. ... UCLA made 10 straight free throws in the final 54 seconds to clinch the win. ... ASU had just nine turnovers, but UCLA had an ASU opponent season-high 16 offensive boards, the most by an ASU opponent in 28 games (Washington had 17 on March 2, 2006). ... the game had 13 ties and 10 lead changes. ... UCLA had two freshmen play nine minutes, ASU had four freshmen play 101 minutes. ... UCLA shot just 37.5 percent (9-of-24) in the second half.

#18 Washington State State Cougars (19-4; 8-3) - 48

| #18 Washington State State Cougars (19-4; 8-3) - 48 | | Ned Wulk Court Tempe, Ariz. | |
|---|----------------------------|--------------------------------|--|
| Name-min | fg fga ft fta o/tr pf a tp | | |
| Harmeling-34 | 5 10 3 4 0/4 | 2 1 16 | |
| Clark-35 | 1 3 0 2 1/8 | 2 0 2 | |
| Cowgill-23 | 2 2 0 0 0/1 | 4 2 4 | |
| Low-34 | 3 6 2 2 0/5 | 1 3 10 | |
| Weaver-35 | 2 8 4 5 1/4 | 3 5 8 | |
| Matthews-8 | 1 3 0 0 0/1 | 0 0 3 | |
| Rochestie-13 | 0 1 0 0 0/0 | 0 1 0 | |
| Baynes-18 | 2 6 1 2 1/2 | 1 0 5 | |
| Team | | 1/3 | |
| Totals | 16 39 10 15 4/28 | 13 12 48 | |

| Arizona State Sun Devils (6-16; 0-11) - 47 | | | |
|--|----------------------------|----------|--|
| Name-min | fg fga ft fta o/tr pf a tp | | |
| Morill-32 | 3 8 2 4 4/6 | 3 3 8 | |
| Pendergraph-36 | 8 16 2 2 3/9 | 2 1 18 | |
| Glasser-35 | 1 4 0 0 0/3 | 4 1 3 | |
| Polk-32 | 4 13 1 2 0/3 | 2 1 12 | |
| Shipp-27 | 0 7 0 0 1/3 | 0 0 0 | |
| Atuahene-23 | 2 3 0 0 2/7 | 3 3 4 | |
| Jones-3 | 0 0 0 0 0/0 | 0 1 0 | |
| Angounou-12 | 1 2 0 0 1/3 | 2 0 2 | |
| Team | | 1/1 | |
| Totals | 19 53 5 8 12/35 | 16 10 47 | |

Halftime- WSU 36, ASU 24. Three-pointers- ASU 4-18 (Morill 0-2, Pendergraph 0-1, Glasser 1-2, Polk 3-9, Shipp 0-3, Angounou 0-1), WSU 6-15 (Harmeling 3-8, Low 2-4, Weaver 0-1, Matthews 1-2). Turnovers- ASU 10, WSU 13. Blocked Shots- ASU 2 (Pendergraph 2), WSU 4 (Harmeling 2). Steals- ASU 6 (Morill 2), WSU 7 (Clark 2, Weaver 2). Attendance: 9,240. Officials: Mark Reischling, Randy Burkhardt, Tony Padilla.

Notes: WSU scored an ASU opponent season-low 12 second-half points and did not score from the 13:28 mark until 2:06 left. ... ASU held WSU to just 4-of-20 (.200) from the floor in the second half. ... ASU had just 10 turnovers and forced WSU into 13. ... ASU did not attempt a free throw in the first half. ... WSU shot 12-of-19 (.632) in the first half, including 5-of-9 (.556) from the three-point stripe. ... it marked ASU's tenth game decided by five points or less on the year. ... the Sun Devils had 12 offensive boards.

ASU 68, #22 USC 58 Feb. 18, 2007

| #22 USC Trojans (19-8; 9-5) - 58 | | Ned Wulk Court Tempe, Ariz. | |
|----------------------------------|----------------------------|--------------------------------|--|
| Name-min | fg fga ft fta o/tr pf a tp | | |
| Gibson-37 | 0 7 0 0 0/10 | 2 2 0 | |
| Wilkinson-17 | 0 0 0 0 1/3 | 2 2 0 | |
| Young-35 | 5 12 1 1 3/5 | 5 2 11 | |
| Stewart-29 | 7 14 2 4 2/7 | 4 0 18 | |
| Pruitt-37 | 6 14 6 6 2/8 | 4 5 22 | |
| Wetherell-1 | 0 0 0 0 0/0 | 0 0 0 | |
| Hackett-15 | 0 5 0 0 1/4 | 1 1 0 | |
| Lewis-18 | 2 5 0 0 0/1 | 2 2 4 | |
| N'diaye-11 | 1 1 1 2 0/1 | 2 0 3 | |
| Team | | 1/2 | |
| Totals | 21 58 10 13 14/41 | 22 14 58 | |

| Arizona State Sun Devils (7-19; 1-14) - 68 | | | |
|--|----------------------------|----------|--|
| Name-min | fg fga ft fta o/tr pf a tp | | |
| Morill-26 | 1 6 3 8 0/1 | 0 2 6 | |
| Pendergraph-39 | 6 10 2 2 4/15 | 5 1 14 | |
| Shipp-35 | 3 6 3 3 1/3 | 1 3 10 | |
| Glasser-28 | 3 4 5 6 0/1 | 2 2 14 | |
| Polk-30 | 3 12 2 2 0/1 | 2 1 9 | |
| Atuahene-24 | 4 5 1 2 0/3 | 2 2 9 | |
| Jones-1 | 0 0 0 0 0/0 | 0 0 0 | |
| Angounou-17 | 1 7 4 6 3/8 | 2 2 6 | |
| Team | | 0/0 | |
| Totals | 21 50 20 29 8/32 | 14 13 68 | |

Halftime- USC 26, ASU 21. Three-pointers- ASU 6-20 (Morill 1-2, Glasser 3-3, Polk 1-8, Shipp 1-3, Angounou 0-4), USC 6-21 (Young 0-2, Stewart 2-6, Pruitt 4-10, Lewis 0-3). Turnovers- ASU 9, USC 16. Blocked Shots- ASU 2 (Pendergraph 2), USC 2. Steals- ASU 9 (Polk 3, Morill 2, Atuahene 2), USC 5 (Pruitt 3). Attendance: 6,758. Officials: David Hall, Ruben Ramos, Dick Cartmell.

Notes: ASU beat a ranked team for the first time since it topped No. 19 Memphis 84-71 on March 20, 2003, in the first round of the NCAA Tournament, ending a streak of 22 straight defeats. ... ASU hit nine straight free throws in the final minute. ... ASU shot 12-of-21 (.571) from the floor in the second half and for the second straight game had a season-low nine turnovers. ... ASU (42 percent) became just the third opponent to outshoot the Trojans (36.2 percent) through 27 games. ... USC led 32-23 three minutes into the second half, but ASU went on a 24-7 run to take a 47-39 lead. ... ASU's 47 second-half points was a season-high as it was its 29 freethrow attempts.

#13 Oregon 55, ASU 51 Feb. 8, 2007

| Arizona State Sun Devils (6-17; 0-12) - 51 | | McArthur Court Eugene, Ore. | |
|--|----------------------------|--------------------------------|--|
| Name-min | fg fga ft fta o/tr pf a tp | | |
| Morill-24 | 2 2 2 2 5/6 | 4 1 6 | |
| Pendergraph-38 | 2 9 0 0 7/19 | 4 1 4 | |
| Glasser-27 | 6 12 0 2 0/0 | 0 2 17 | |
| Polk-38 | 4 18 0 0 0/2 | 3 2 10 | |
| Shipp-34 | 3 9 0 0 2/4 | 2 1 8 | |
| Atuahene-15 | 2 6 1 2 1/1 | 2 2 5 | |
| Jones-6 | 0 0 0 0 0/1 | 0 0 0 | |
| Claudino-0+ | 0 0 0 0 0/0 | 0 0 0 | |
| Angounou-18 | 0 2 1 2 1/2 | 4 0 1 | |
| Team | | 1/1 | |
| Totals | 19 60 4 8 17/36 | 19 9 51 | |

| #13 Oregon Ducks (20-4; 8-4) - 55 | | | |
|-----------------------------------|----------------------------|----------|--|
| Name-min | fg fga ft fta o/tr pf a tp | | |
| Hairston-31 | 3 6 2 6 3/8 | 3 2 8 | |
| Taylor-33 | 2 7 1 2 1/6 | 0 1 5 | |
| Leunen-36 | 2 5 4 4 0/6 | 2 2 9 | |
| Brooks-34 | 1 8 3 4 0/3 | 3 3 5 | |
| Porter-37 | 8 12 2 2 0/1 | 2 2 24 | |
| Oguchi-16 | 1 4 2 2 0/1 | 1 0 4 | |
| Zahn-9 | 0 0 0 0 0/0 | 1 0 0 | |
| Schaefer-1 | 0 1 0 0 1/1 | 0 0 0 | |
| Catron-3 | 0 0 0 0 0/1 | 0 0 0 | |
| Team | | 2/3 | |
| Totals | 17 43 14 20 7/30 | 12 10 55 | |

Halftime- UO 33, ASU 21. Three-pointers- ASU 9-27 (Glasser 5-9, Polk 2-10, Shipp 2-5, Atuahene 0-1, Angounou 0-2), UO 7-22 (Hairston 0-2, Taylor 0-3, Leunen 1-1, Brooks 0-4, Porter 6-9, Oguchi 0-3). Turnovers- ASU 17, UO 16. Blocked Shots- ASU 1, UO 3 (Leunen 2). Steals- ASU 7 (Glasser 3), UO 9 (Taylor 2, Porter 2, Oguchi 2). Attendance: 8,868. Officials: Bruce Hicks, Brian Sorenson, Bobby McRoy.

Notes: Oregon went on a 12-0 run to end the half as ASU did not score a field goal in the final 5:58. ... ASU held Aaron Brooks to 6-of-20 from the floor in the two games against Oregon and forced him into eight turnovers. ... ASU had 19 second-chance points. ... Oregon's biggest lead was 12 at the half. ... ASU led by six in the first four minutes. ... ASU had 17 offensive rebounds. ... Oregon had 10 second-half turnovers. ... ASU's .317 field goal shooting was a season-low.

Oregon State 59, ASU 55 Feb. 10, 2007

| Arizona State Sun Devils (6-18; 0-13) - 55 | | Gill Coliseum Corvallis, Ore. | |
|--|----------------------------|----------------------------------|--|
| Name-min | fg fga ft fta o/tr pf a tp | | |
| Morill-26 | 4 9 1 2 1/4 | 4 2 10 | |
| Pendergraph-39 | 0 3 8 10 3/12 | 3 0 8 | |
| Glasser-36 | 2 4 2 2 1/1 | 1 2 7 | |
| Polk-25 | 4 11 2 2 0/2 | 4 2 12 | |
| Shipp-39 | 4 6 0 0 1/2 | 1 2 9 | |
| Atuahene-20 | 2 5 0 0 2/3 | 4 5 4 | |
| Jones-1 | 0 0 0 0 0/0 | 0 0 0 | |
| Angounou-12 | 2 4 0 0 1/3 | 1 0 5 | |
| Team | | 1/2 | |
| Totals | 18 42 13 18 8/29 | 18 13 55 | |

| Oregon State Beavers (10-16; 2-11) - 59 | | | |
|---|----------------------------|----------|--|
| Name-min | fg fga ft fta o/tr pf a tp | | |
| Jones-34 | 2 9 1 2 1/3 | 1 3 6 | |
| Culic-33 | 7 13 5 7 3/5 | 3 0 22 | |
| Jeffers-9 | 0 1 2 2 0/1 | 5 0 2 | |
| Tarver, J.-37 | 2 5 0 0 0/5 | 1 7 5 | |
| Washington-29 | 4 5 5 7 3/7 | 1 1 13 | |
| Hampton-3 | 0 0 0 0 0/0 | 0 0 0 | |
| Tsagarakis-14 | 1 5 1 2 0/2 | 0 1 4 | |
| Schaftenaar-24 | 1 2 2 2 2/3 | 1 0 5 | |
| Tarver, S.-1 | 0 0 0 0 0/0 | 1 0 0 | |
| McGillis-16 | 1 3 0 0 0/0 | 2 0 2 | |
| Johnson-1 | 0 0 0 0 0/0 | 0 0 0 | |
| Team | | 0/1 | |
| Totals | 18 43 16 22 9/27 | 15 12 59 | |

Halftime- OSU 36, ASU 29. Three-pointers- ASU 6-16 (Morill 1-2, Glasser 1-2, Polk 2-8, Shipp 1-1, Atuahene 0-1, Angounou 1-2), OSU 7-20 (Jones 1-4, Culic 3-4, Tarver, J. 1-4, Tsagarakis 1-5, Schaftenaar 1-2, McGillis 0-1). Turnovers- ASU 11, OSU 12. Blocked Shots- ASU 0, OSU 2. Steals- ASU 5 (Shipp 2), OSU 8 (Jones 2, Culic 2). Attendance: 5,883. Officials: Michael Eggers, Don McAllister, Riel Banaria.

Notes: ASU led 48-45 at the 8:56 mark but was outscored 14-7 thereafter. ... the score wastied 10 times and the lead changed hands 10 times. ... OSU led by as many as nine late in the first half. ... ASU went nearly six minutes and scored just one field goal, from the 9:55 mark to the 3:59 mark, as Allen Morill hit a jumper at the 8:05 mark for the only bucket during the stretch. ... it was one of the five games ASU did not have a block. ... OSU, the Pac-10's worst free throw shooting team, shot 32-of-42 (.762) from the stripe against ASU in two games but ended the season 154-of-285 (.540) in its other 16 league games.




Derek Glasser had 14 points when ASU beat No. 22 USC on Feb. 18, 2007, on a FSN Sunday night game, its first win over a ranked team since March 22, 2003.



ASU honored its four seniors prior to the 2007 season finale on Feb. 25. Allen Morill (B.I.S., 2007), Serge Angounou (B.A. in Spanish, 2006), Robby Alridge (B.A. in Sociology, 2006) and Bruno Claudino played in 229 games combined in their ASU careers.

GONE FROM 2006-07



SERGE ANGOUNOU

BIRTHDATE: SEPT. 7, 1983

B.A. SPANISH, 2006

6-7/235

RIO GRANDE HIGH SCHOOL

ALBUQUERQUE, N.M.

SUN DEVIL REVIEW: Serge (pronounced like powersurge Ann-GOO-new) played in 103 games in four-year career and started in 83 contests. He made 38-of-105 (.362) three-

pointers in his senior year after making 6-of-33 (.182) in his first three seasons. Played the 2006-07 season as an ASU graduate after earning his B.A. in Spanish in four years and graduating in May of 2006. A native of Yaounde, Cameroon, an African city of about 15 million, he is fluent in English, Spanish, French (Cameroon's official language), Eton and Bulu. Suffered a career-threatening right knee injury on Nov. 13, 2002, that sidelined him for the entire 2002-2003 season and then until January of 2004 (missed first 12 game), as he was playing as well as anyone on the team in the fall of 2002 before the injury. His November of 2002 microfracture surgery repaired cartilage damage and bone chips behind the right patella (kneecap). He also had a diagnostic scope in March of 2003. In his four-year career, he had four 20-point games, 10 double-doubles and 18 double-figure rebounding games. Also had 27 double-digit scoring games in his final three seasons.

SUNDEVIL HIGHLIGHTS: Had career-high 23 points at Atlantic-10 champion Xavier on Dec. 16, 2006, and vs. #17 UCLA on Jan. 7, 2006... had career-high 16 rebounds in 35 minutes vs. Washington State on March 4, 2006... had an 18-point, 10-rebound game against Washington State on Jan. 27, 2005, when he was perfect in seven field goal attempts in his sophomore year... 20 points and 10 boards at Oregon on Jan. 22, 2005, in 64-51 Sun Devil win... had 13 points and 14 boards in 34 minutes at Temple on Nov. 30, 2004, in 65-62 Sun Devil road win.

BIG TIME HIGH SCHOOL RECRUIT: The 2002 Gatorade New Mexico Player of the Year, Angounou's stop outings in his senior year included a 43-point effort against Hobbs in the state semifinals and a 15-block game against Mayfield. The game against Hobbs was the signature game of his prep career, as in the 87-86 state semifinal loss he had 43 points, 10 boards and was 11-of-16 from the field. He was 18-of-18 from the free throw line which ironically was the same night ASU went just 2-of-12 (.167) from the charity stripe against Arizona in the Pac-10 Tournament. He earned Albuquerque Tribune Player of the Year in 2002, following athletic standouts like former New Mexico star Greg Brown (1990), A.J. Bramlett (1994), Kenny Thomas (1995) and Bobby Newcombe (1997) and was coached by Ron Garcia.

CAREER HIGHS FOR SERGE ANGOUNOU

POINTS: 23, twice, at Xavier, (12/16/06)

FG MADE: 10 vs. #17 UCLA (1/7/06)

FG ATT.: 16 at Xavier, (12/16/06)

REBOUNDS: 16 vs. Washington State (2/4/06)

OFF. REBOUNDS: 8 vs. Northern Colorado (11/28/06)


FREE THROWS MADE: 6 at Oregon (1/22/05)

FREE THROWS ATT.: 8 vs. North Texas (11/30/05)

ASSISTS: 4, twice, vs. North Carolina A & T (12/21/06)

BLOCKS: 4 vs. Long Island (12/28/04)

MINUTES: 44 vs. California (12/30/06)




SERGE ANGOUNOU'S FINAL CAREER STATISTICS

| Year | G-GS | Min-Avg | FG-A | Pct | 3P-A | Pct | FT-A | Pct | Rb-Avg | F-D | Ast | To | Bk | St | Pts-Avg |
|--------|--------|-----------|---------|------|--------|------|---------|------|---------|-------|-----|-----|----|----|---------|
| 03-04 | 15-7 | 238-15.9 | 24-58 | .414 | 3-12 | .250 | 6-7 | .857 | 39-3.6 | 30-2 | 17 | 8 | 2 | 4 | 57-3.8 |
| 04-05 | 32-32 | 831-26.0 | 113-250 | .452 | 3-18 | .167 | 30-49 | .612 | 209-6.5 | 90-1 | 27 | 38 | 12 | 31 | 259-8.1 |
| 05-06 | 26-26 | 651-25.0 | 73-165 | .442 | 0-3 | .000 | 44-59 | .746 | 133-5.1 | 62-0 | 28 | 47 | 9 | 20 | 190-7.3 |
| 06-07 | 30-18 | 751-25.0 | 72-181 | .398 | 38-105 | .362 | 22-34 | .647 | 190-6.3 | 74-2 | 30 | 49 | 12 | 28 | 204-6.8 |
| Career | 103-83 | 2471-24.0 | 282-654 | .431 | 44-138 | .319 | 102-149 | .685 | 571-5.5 | 256-5 | 102 | 142 | 35 | 83 | 710-6.9 |



GONE FROM 2006-07



ALLEN MORILL

BIRTHDATE: FEB. 9, 1983

B.I.S. EDUCATION/THEATRE, 2006

6-6/232

SAM HOUSTON HIGH SCHOOL

ARLINGTON, TEXAS

CAREER HIGHS FOR ALLEN MORILL

POINTS: 14 vs. Alcorn State (11/26/05)

FG MADE: 4, four times, vs. #5 UCLA (2/15/07)

FG ATT.: 11 vs. #5 UCLA (2/15/07)

FT MADE: 10 vs. Alcorn State (11/26/05)

FT ATT.: 12 vs. Alcorn State (11/26/05)

REBOUNDS: 9, twice, vs. Minnesota (12/5/05)

MINUTES: 32 vs. Washington State (2/3/07)

SUN DEVIL REVIEW: Allen missed most of his junior year due to injury but played in 29 games in his senior year and started in 12. Had microfracture surgery on his left knee on Dec. 19, 2005, that sidelined him for the remainder of the 2005-2006 season. Earned his Bachelor of Interdisciplinary Studies (B.I.S.) degree in education and theatre in December of 2006. Competed in 86 games and started in 22 in

career and averaged a career-best 16.4 minutes per game in 2006-2007. Sathis initial season of 2002-2003 to concentrate on academics but went head-to-head with future lottery pick Ike Diogu daily.

SUNDEVIL HIGHLIGHTS: Posted double-digits in scoring in four games in 2006-2007 and had season high 11 points in both UCLA contests... posted a career-high 14 points against Alcorn State on Nov. 26, 2005, and had 10 points and nine boards in an overtime loss to Minnesota on Dec. 5, 2005... posted eight points in nine minutes in Jan. 6, 2005, win at Stanford, ASU's first win over the Cardinal since Jan. 31, 1998... posted eight points and eight boards in win vs. Temple on Dec. 9, 2003.

HIGHSCHOOL BACKGROUND: Played in the talent-rich Dallas area and his era included eventual NBA Lottery picks Chris Bosh (Lincoln), Sun Devil Ike Diogu (Garland) and Deron Williams (Colony). Hewasa Class 5A second-team all-state pick by the Texas Association of Basketball Coaches and averaged 18.3 points per game in senior year at Sam Houston High School in Arlington.

ALLEN MORILL'S FINAL CAREER STATISTICS

| Year | G-GS | Min-Avg | FG-A | Pct | 3P-A | Pct | FT-A | Pct | Rb-Avg | F-D | Ast | To | Bk | St | Pts-Avg |
|--------|-------|-----------|---------|------|------|------|--------|------|---------|-------|-----|----|----|----|---------|
| 03-04 | 25-8 | 318-12.7 | 21-51 | .412 | 0-0 | .000 | 25-37 | .676 | 56-2.2 | 42-2 | 12 | 27 | 5 | 10 | 67-2.7 |
| 04-05 | 25-0 | 261-10.4 | 30-65 | .462 | 0-0 | .000 | 14-32 | .438 | 57-2.3 | 30-1 | 12 | 12 | 3 | 10 | 74-3.0 |
| 05-06 | 7-2 | 110-15.7 | 9-26 | .346 | 0-0 | .000 | 14-21 | .667 | 25-3.6 | 12-1 | 2 | 13 | 0 | 3 | 32-4.6 |
| 06-07 | 29-12 | 476-16.4 | 40-100 | .400 | 6-25 | .240 | 37-65 | .569 | 77-2.7 | 38-0 | 35 | 29 | 1 | 12 | 123-4.2 |
| Career | 86-22 | 1165-13.5 | 100-242 | .413 | 6-25 | .240 | 90-155 | .581 | 215-2.5 | 122-4 | 61 | 90 | 9 | 35 | 296-3.4 |



ROBBY ALRIDGE

BIRTHDATE: MARCH 10, 1984

B.A. SOCIOLOGY, 2006

6-1/206

JAMES E. TAYLOR HIGH SCHOOL

KATY, TEXAS

SUNDEVIL REVIEW: Robert Joseph Alridge II played his senior season (2006-2007) as a graduate of ASU after he earned his B.A. in sociology in May of 2006 and earned the Ned Wulk Award for Best Teammate in his final two seasons. During his senior year he began his master's degree coursework in urban and environmental planning with a concentration in international planning. His mother, Sandra, played basketball at the University of Houston and father, Robert, is retired from the United States Marines as E-9

Master Gunnery Sergeant after more than 21 years of service. Robby was sidelined in the latter part of fall of 2003 with a left knee injury that required surgery. Hewas a solid track athlete in his prep career who was nicknamed "Big Shot Rob" by teammates. Played in 19 games in career and notched 45 minutes. Consistently achieved Maroon and Gold Scholar-Athlete honors in his career.

ROBBY ALRIDGE'S FINAL CAREER STATISTICS

| Year | G-GS | Min-Avg | FG-A | Pct | 3P-A | Pct | FT-A | Pct | Rb-Avg | F-D | Ast | To | Bk | St | Pts-Avg |
|--------|------|---------|------|------|------|-------|------|------|--------|-----|-----|----|----|----|---------|
| 04-05 | 4-0 | 12-3.0 | 1-5 | .200 | 0-3 | .000 | 1-2 | .500 | 3-0.8 | 2-0 | 1 | 2 | 0 | 0 | 3-0.8 |
| 05-06 | 10-0 | 22-2.2 | 1-6 | .167 | 1-1 | 100.0 | 0-0 | .000 | 1-0.1 | 6-0 | 0 | 1 | 0 | 0 | 3-0.3 |
| 06-07 | 5-1 | 11-2.2 | 0-0 | .000 | 0-0 | .000 | 0-1 | .000 | 1-0.2 | 1-0 | 1 | 4 | 0 | 1 | 0-0.0 |
| Totals | 19-1 | 45-2.4 | 2-11 | .182 | 1-4 | .250 | 1-3 | .333 | 5-0.3 | 9-0 | 2 | 7 | 0 | 1 | 6-0.3 |

GONE FROM 2006-07



SYLVESTER SEAY

BIRTHDATE: JULY 29, 1985

6-9/212

WINCHENDON SCHOOL

SAN BERNARDINO, CALIF.

SUN DEVIL REVIEW: Played in 38 games and started in 12 in his two-year Sun Devil career. Seay and classmate Jeff Pendergrape each scored 21 points vs. Oregon on Feb. 11, 2006, the first time in ASU history two freshmen scored 20 points in the same game. Sylvester's uncle, Mark Seay, played for the San Diego Chargers (1993-95) and the Philadelphia Eagles (1996-97) and caught 135 passes for 1,629 yards and 10 touchdowns in his five-year NFL career and also played football at Long Beach State. Sylvester started 11 games in his freshman season and had 13 blocks in that season and averaged 10.7 minutes per game in his two-year career. He averaged 7.2 points and 17.6 minutes in the final 13 games of his freshman season (2005-2006) and played a season-high 30 minutes vs. Oregon on Feb. 11, 2006, and had 21 points, five boards, three blocks and three steals and was 8-of-13 (.615) from the floor. He had eight points and seven boards in first career start vs. Stanford on Jan. 21, 2006, and came off the bench on Jan. 19, 2006, vs. California and had 13 points in 22 minutes. Averaged 15 points and eight boards per game at traditional prep school powerhouse Winchendon School in Massachusetts in 2004-2005.

CAREER HIGHS FOR SYLVESTER SEAY

POINTS: 21 vs. Oregon (2/11/06)

FG MADE: 8 vs. Oregon (2/11/06)

FG ATT.: 13 vs. Oregon (2/11/06)

3-PT MADE: 3, twice, vs. Oregon (2/11/06)

3-PT ATT.: 7 vs. Northern Arizona (11/13/06)

REBOUNDS: 7, twice, vs. North Carolina A&T (12/21/06)

BLOCKS: 3 vs. Oregon State (2/9/06)

STEALS: 3 vs. Oregon (2/11/06)

MINUTES: 30 vs. Oregon (2/11/06)

SYLVESTER SEAY'S FINAL CAREER STATISTICS

| Year | G-GS | Min-Avg | FG-A | Pct | 3P-A | Pct | FT-A | Pct | Rb-Avg | F-D | Ast | To | Bk | St | Pts-Avg |
|--------|-------|----------|--------|------|-------|------|-------|------|--------|------|-----|----|----|----|---------|
| 05-06 | 26-11 | 295-11.3 | 47-109 | .431 | 17-49 | .347 | 10-21 | .476 | 51-2.0 | 48-3 | 13 | 23 | 13 | 10 | 121-4.7 |
| 06-07 | 12-1 | 112-9.3 | 16-47 | .340 | 4-24 | .167 | 4-6 | .667 | 22-1.8 | 13-0 | 7 | 12 | 6 | 9 | 40-3.3 |
| Career | 38-12 | 407-10.7 | 63-156 | .404 | 21-73 | .288 | 14-27 | .519 | 73-1.9 | 61-3 | 20 | 35 | 19 | 19 | 161-4.2 |



BRUNO CLAUDINO

6-7/237

COLLEGE OF SOUTHERN IDAHO

BELO HORIZONTE, BRAZIL

SUNDEVIL REVIEW: Played in 31 games in his two-year career and started final home game of senior season against Arizona on Feb. 25, 2007. Played season-high 11 minutes in season opener against Northern Arizona on Nov. 13, 2006, and had four points in win over Cal State San Bernardino on Nov. 15. Played in 22 games in junior Sun Devil season and averaged 18.5 minutes per game and saw double-digit minutes in eight contests. A native of Brazil who had a couple of injuries during his two years in junior college which limited his numbers. Entered 2004-05 ranked as the fifth-best power forward in the junior college ranks by Van Coleman of Lindy's College Basketball but dislocated his ankle early in the season and also broke a hand during his two-year career. Was coached at CSI by Barret Peery and played on teams that went 33-3 in 2004-2005 and 24-11 in 2003-2004.

CAREER HIGHS FOR BRUNO CLAUDINO

POINTS: 6, twice, vs. #14 Washington (3/2/06)

FG MADE: 3 vs. #14 Washington (3/2/06)

FG ATT.: 5, five times, vs. #14 Washington (3/2/06)

FREE THROWS MADE: 4 vs. Southern Utah (11/23/05)

FREE THROWS ATT.: 4, twice,

vs. Northern Colorado (11/28/06)

REBOUNDS: 4 vs. UC-Santa Barbara (11/28/05)

BLOCKS: 2 at #7 Washington (12/29/05)

MINUTES: 20 vs. California (1/19/06)

BRUNO CLAUDINO'S FINAL CAREER STATISTICS

| Year | G-GS | Min-Avg | FG-A | Pct | 3P-A | Pct | FT-A | Pct | Rb-Avg | F-D | Ast | To | Bk | St | Pts-Avg |
|--------|------|---------|-------|------|------|------|-------|------|--------|------|-----|----|----|----|---------|
| 05-06 | 22-0 | 186-8.5 | 14-43 | .326 | 0-0 | .000 | 11-14 | .786 | 28-1.3 | 26-0 | 4 | 17 | 7 | 2 | 39-1.8 |
| 06-07 | 9-1 | 45-5.0 | 2-10 | .200 | 0-0 | .000 | 4-6 | .667 | 9-1.0 | 5-0 | 1 | 7 | 2 | 0 | 8-0.9 |
| Career | 31-1 | 231-7.5 | 16-53 | .302 | 0-0 | .000 | 15-20 | .750 | 37-1.2 | 31-0 | 5 | 24 | 9 | 2 | 47-1.5 |



GEORGE ODUFUWA

6-7/240

KIMBALL H.S.

DALLAS, TEXAS

SUNDEVIL REVIEW: Signed with Christian Polk in the fall of 2005 and joined fellow Texans Allen Morill (Arlington) and Robby Alridge (Katy) on the roster. Was the fifth Sun Devil from Texas in nine seasons with 2004-2005 Pac-10 Player of the Year Ike Diogu (Garland High School from 2002-2005) being the headliner. TexasHoops.com ranked him as the fourth-best power forward in the state and Rivals.com had him as high as 16th on its Texas list after starting the season as No. 21. Also was in Rivals.com top 150 (No. 133). Played in 13 games in freshman year before transferring.

GEORGE ODUFUWA'S 2006-2007 STATISTICS

| Year | G-GS | Min-Avg | FG-A | Pct | 3P-A | Pct | FT-A | Pct | Rb-Avg | F-D | Ast | To | Bk | St | Pts-Avg |
|-------|------|---------|------|------|------|------|------|------|--------|------|-----|----|----|----|---------|
| 06-07 | 13-0 | 62-4.8 | 3-6 | .500 | 0-0 | .000 | 3-5 | .600 | 10-0.8 | 12-0 | 1 | 7 | 3 | 2 | 9-0.7 |



2006-2007 PAC-10 REVIEW

2006-2007 PACIFIC-10 CONFERENCE FINAL STANDINGS

| Team | CONFERENCE | | | OVERALL | | |
|----------------------------|------------|----|------|---------|----|------|
| | W | L | Pct. | W | L | Pct. |
| 1. UCLA (NCAA) | 15 | 3 | .833 | 30 | 6 | .833 |
| 2. Washington State (NCAA) | 13 | 5 | .722 | 26 | 8 | .765 |
| T3. Oregon (NCAA) | 11 | 7 | .611 | 29 | 8 | .784 |
| T3. USC (NCAA) | 11 | 7 | .611 | 25 | 12 | .676 |
| T3. Arizona (NCAA) | 11 | 7 | .611 | 20 | 11 | .606 |
| 6. Stanford (NCAA) | 10 | 8 | .556 | 18 | 13 | .581 |
| 7. Washington | 8 | 10 | .444 | 19 | 13 | .594 |
| 8. California | 6 | 12 | .333 | 16 | 17 | .485 |
| 9. Oregon State | 3 | 15 | .167 | 11 | 21 | .344 |
| 10. Arizona State | 2 | 16 | .111 | 8 | 22 | .267 |

Player of the Year: Arron Afflalo (UCLA)

Freshman of the Year: Chase Budinger (Arizona)

Coach of the Year: Tony Bennett (Washington State)

Newcomer of the Year: Taylor Rochestie (Washington State)

Pac-10 Tournament Championship: Oregon 81, USC 57

2007 NCAA PAC-10 RESULTS

Arizona (0-1): Lost to Purdue 72-63

Oregon (3-1): Lost to Florida 85-77

Stanford (0-1): Lost to Louisville 78-58

UCLA (4-1): Lost to Florida 76-66

USC (2-1): Lost to North Carolina 74-64

Washington State (1-1): Lost to Vanderbilt 78-74 (2 OT)

2006-2007 INDIVIDUAL STATISTICS

| | Overall | Pac-10 |
|---|-----------|-----------|
| Scoring: Jeff Pendergraph | | 17th/12.6 |
| Rebounding: Jeff Pendergraph | 2nd/9.1 | 2nd/8.9 |
| Rebounding: Serge Angounou | 10th/6.3 | 19th/5.2 |
| Field Goal Percentage: Jeff Pendergraph | 2nd/.551 | 2nd/.553 |
| Assists: Derek Glasser | 10th/3.23 | 10th/3.39 |
| Three-Point Made Per Game: Christian Polk | 7th/2.13 | 7th/2.06 |
| Blocks: Jeff Pendergraph | 10th/0.85 | |
| Assist-to-Turnover Ratio: Derek Glasser | 7th/1.64 | 7th/1.69 |
| Offensive Rebounds: Jeff Pendergraph | 1st/3.93 | 2nd/3.33 |
| Offensive Rebounds: Serge Angounou | 7th/2.50 | |
| Defensive Rebounds: Jeff Pendergraph | 5th/5.13 | 2nd/5.56 |
| Minutes Played: Jeff Pendergraph | 8th/33.57 | 4th/35.50 |

2006-2007 TEAM STATISTICS

| | Overall | Pac-10 |
|-----------------------------|-----------|------------|
| Scoring: | 10th/58.5 | 10th/54.8 |
| Scoring Defense: | 3rd/61.8 | 3rd/61.7 |
| Scoring Margin: | 9th/-3.3 | 9th/-6.9 |
| FT Percentage: | 9th/.655 | 7th/69.3 |
| Field Goal Percentage: | 10th/.412 | 10th/.401 |
| FG Percentage Defense: | 5th/.436 | 4th/.437 |
| 3-PT Field Goal Percentage: | 9th/.318 | 9th/.310 |
| 3-PT FG Percentage Defense: | 7th/.343 | 4th/.353 |
| Rebound Margin: | 6th/+1.9 | 5th/-0.2 |
| Blocks: | T8th/2.00 | 9th/1.28 |
| Assists: | 8th/13.07 | 10th/11.67 |
| Steals: | 6th/6.03 | 7th/5.50 |
| Turnover Margin: | 7th/-0.63 | 7th/-0.61 |
| Assist/Turnover Ratio: | 8th/0.90 | 10th/0.88 |
| Offensive Rebounds: | 4th/11.83 | 6th/10.56 |
| Defensive Rebounds: | 9th/20.67 | T8th/19.67 |
| 3-PT Field Goals Made: | 4th/6.53 | 5th/6.06 |

Pac-10 Notes: Eight of the teams in the league have been in the NCAA Tournament in the past two seasons...UCLA was seventh in the final Associated Press ranking followed by Oregon (10), Washington State (13) and USC (23)...in the final Coaches' Poll, UCLA was third followed by Oregon (eighth), USC (15) and Washington State (17)...eight Pac-10 teams have advanced to the Sweet Sixteen since the field expanded to 64 teams in 1985: Arizona, UCLA, Arizona State, Stanford, Washington, California, USC and Oregon...the Pac-10 had a 13-5 (.722) record in the 2001 NCAA Tournament, the best in the nation, and was 10-6 (.625) last year...the league has sent at least four teams to the NCAA Tournament in 18 of the past 20 seasons and in 13 of the past 14, as the only bumps in that stretch were when three teams went in 1992-93 and in 2003-04...over the past seven years, the Pac-10 has produced a 52-32 (.619) mark in NCAA play and has had 15 teams reach the Sweet Sixteen...all 10 conference teams participated in the NCAA Tournament in the 1990s...the Pac-10 sent six teams to the NCAA Tournament for second time last year (also in 2002)...five schools have won the Pac-10 Tournament in the six years since it was reinstated...four Pac-10 teams went to the Sweet Sixteen in 1997, 1998, 2001 and 2005.

2006-2007 ALL-PAC-10 TEAM (RETURNERS IN BOLD)

| Name | Team | Pos | Yr | Ht. | Wt. |
|-----------------|------|-----|-----|-----|-----|
| Arron Afflalo | UCLA | G | Jr. | 6-5 | 200 |
| Jon Brockman | WASH | F | So. | 6-7 | 245 |
| Aaron Brooks | ORE | G | Sr. | 6-0 | 160 |
| Darren Collison | UCLA | G | So. | 6-2 | 160 |
| Lawrence Hill | STAN | F | So. | 6-8 | 205 |
| Derrick Low | WSU | G | Jr. | 6-2 | 186 |
| Gabe Pruitt | USC | G | So. | 6-4 | 170 |
| Kyle Weaver | WSU | G | Jr. | 6-6 | 201 |
| Marcus Williams | ARIZ | F | So. | 6-7 | 205 |
| Nick Young | USC | G | Jr. | 6-6 | 195 |

2006-2007 PAC-10 ALL-FRESHMAN SQUAD (RETURNERS IN BOLD)

| Name | Team | Pos | Ht. | Wt. |
|----------------|------|-----|------|-----|
| Ryan Anderson | CAL | F | 6-10 | 235 |
| Chase Budinger | ARIZ | F | 6-7 | 205 |
| Taj Gibson | USC | F | 6-9 | 210 |
| Spencer Hawes | WASH | C | 7-0 | 250 |
| Brook Lopez | STAN | F | 7-0 | 240 |
| Tajuan Porter | ORE | G | 5-6 | 160 |

RECENT AVERAGE ATTENDANCE IN THE PAC-10 (1996-2005)

| | | |
|------------|------------|----------------------------|
| 2007-8,279 | 2004-8,157 | 2000-8,388 (Pac-10 Record) |
| 2006-7,717 | 2003-7,632 | 1999-8,006 |
| 2005-8,337 | 2002-7,849 | 1998-7,713 |
| | 2001-7,946 | |

2007 NBA DRAFT

(Held at New York City on June 28)

Spencer Hawes, Washington (No. 10, first round, Sacramento)

Nick Young, USC (No. 16, first round, Washington)

Aaron Brooks, Oregon (No. 26, first round, Houston)

Arron Afflalo, UCLA (No. 27, first round, Detroit)

Gabe Pruitt, USC (No. 32, second round, Boston)

Marcus Williams, Arizona (No. 33, second round, San Antonio)

RATINGS PERCENTAGE INDEX (MARCH 11, 2007)

Note: The Ratings Percentage Index has been used by the NCAA since 1981 to supplement the at-large selections. CollegeRPI.com publishes an RPI independent of the NCAA, which does not publish the RPI. Here are last year's final RPI's according to CollegeRPI.com, done by Palm Sports Resources Inc.

| Rk. | Team | W | L | RPI | Schedule Strength/Pct |
|------|------------------|----|----|-------|-----------------------|
| 1. | Ohio State | 30 | 3 | .6720 | 12/.5848 |
| 3. | UCLA | 25 | 5 | .6579 | 8/.5950 |
| 14. | Arizona | 20 | 10 | .6241 | 2/.6191 |
| 21. | Oregon | 26 | 7 | .6112 | 64/.5502 |
| 25. | Washington State | 25 | 7 | .6031 | 89/.5369 |
| 30. | Air Force * | 22 | 8 | .5945 | 80/.5427 |
| 47. | USC | 23 | 11 | .5824 | 43/.5646 |
| 63. | Stanford** | 18 | 12 | .5710 | 32/.5694 |
| 82. | Washington | 19 | 13 | .5534 | 63/.5503 |
| 80. | California | 16 | 17 | .5547 | 13/.5848 |
| 198. | Oregon St. | 11 | 21 | .4766 | 78/.5428 |
| 221. | Arizona State | 8 | 22 | .4633 | 54/.5569 |

*Air Force (22-8) was the highest rated team to not receive an at-large bid at No. 30.

**Stanford (18-12) was the lowest rated team to receive an at-large bid at No. 63.

2007 RPI Notes: All teams in the top 29 of the RPI received at-large bids. The highest ranked teams to not get bids were Air Force (30), Missouri State (36), Bradley (38), Drexel (39), Florida State (41), Utah State (43), Clemson (45), Alabama (49), Syracuse (50), Oklahoma State (51), Michigan (54), Kansas State (56), West Virginia (57), Ole Miss (58), Appalachian State (59) and UMASS (62). Teams receiving at-large bids ranked lower than Air Force at No. 31 were Notre Dame (31), Boston College (32), Xavier (33), Virginia Tech (34), Arkansas (35), Louisville (37), Old Dominion (40), Purdue (42), Vanderbilt (46), USC (47), Georgia Tech (52), Texas Tech (53), Virginia (55) and Stanford (63).

CONSECUTIVE NCAA APPEARANCES

The current schools that have made the most consecutive NCAA appearances. Five schools have made at least 10 straight trips to the NCAA Tournament. A look at the list (updated through 2007):

| Rk. | Team | Cons. Years | Conf. |
|-----|----------------|-------------|-----------------------|
| 1. | Arizona | 23 | Pac-10 |
| 2. | Kansas | 18 | Big 12 |
| 3. | Kentucky | 16 | SEC |
| 4. | Duke | 12 | ACC |
| 5. | Michigan State | 10 | Big Ten |
| T6. | Florida | 9 | SEC |
| T6. | Gonzaga | 9 | West Coast Conference |
| T6. | Texas | 9 | Big 12 |
| T6. | Wisconsin | 9 | Big Ten |
| 10. | Illinois | 8 | Big Ten |